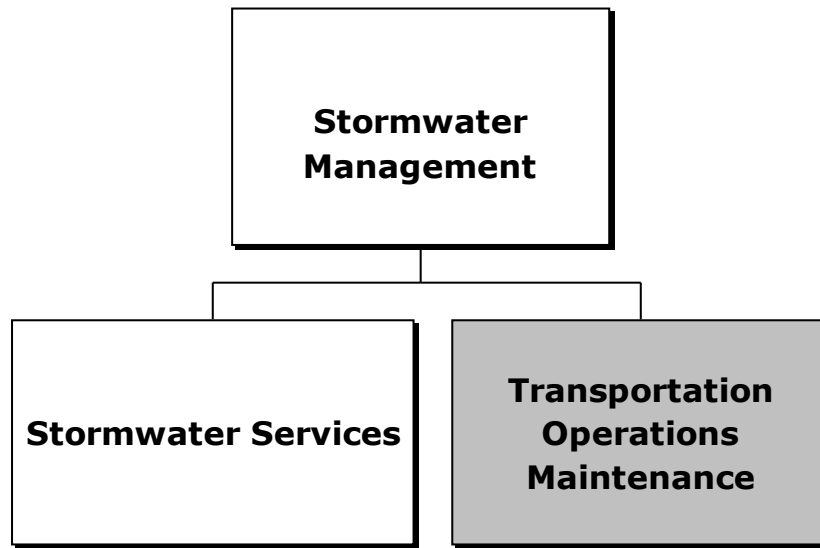



Fund 40100 Stormwater Services



 Denotes functions that are included in both the General Fund, Agency 87, Unclassified Administrative Expenses, and Fund 40100, Stormwater Services.

Mission

To develop and maintain a comprehensive watershed and infrastructure management program to protect property, health and safety; to enhance the quality of life; and to preserve and improve the environment for the benefit of the public. To plan, design, construct, operate, maintain and inspect the infrastructure, and perform environmental assessments through coordinated stormwater and maintenance programs in compliance with all government regulations utilizing innovative techniques, customer feedback and program review; and to be responsive and sensitive to the needs of the residents, customers and public partners.

Focus

Stormwater Services are essential to protect public safety, preserve property values and support environmental mandates such as those aimed at protecting the Chesapeake Bay and the water quality of other local jurisdictional waterways. Projects in this fund include repairs to stormwater infrastructure, measures to improve water quality such as stream stabilization, rehabilitation, safety upgrades of state regulated dams, repair and rehabilitation of underground pipe systems, surface channels, flood mitigation, site retrofits and best management practices (BMP), and other improvements.

The Board of Supervisors approved a special service district to support the Stormwater Management Program as part of the FY 2010 Adopted Budget Plan. This service district provides a dedicated funding source for both operating and capital project requirements, by levying a service rate per \$100 of assessed real estate value, as authorized by Code of Virginia Ann. Sections 15.2-2400. In FY 2014, a five-year spending plan was approved to gradually increase both funding and staffing for the Stormwater Program. The five-year plan was developed to support anticipated regulatory increases through a phased approach and was supported by increasing the service district rate by \$0.0025 per year, a little over \$1/month for the median single family house. The ultimate goal of a fully funded program was projected to be \$0.0400 per \$100 of assessed real estate value. FY 2019 represents the final year of the five-

Fund 40100

Stormwater Services

year spending plan and the rate is currently \$0.0325 per \$100 of assessed value. Staff has made significant progress in the implementation of watershed master plans, public outreach efforts, stormwater monitoring activities and operational maintenance programs related to existing storm drainage infrastructure including stormwater conveyance, quality improvements, and regulatory requirements.

Staff continues to evaluate the success of the five-year program, analyzing future stormwater rate requirements, and developing the next 5-10 year Stormwater plan. Actual revenue collected in recent years has been higher than projected, and it is anticipated that this amount will continue to increase as property values rise throughout the County. Therefore, the FY 2020 rate will remain at the \$0.0325 per \$100 of assessed real estate value level. The County is scheduled to be issued a new Municipal Separate Storm Sewer System (MS4) permit in 2020 and it is anticipated that State and Federal permit requirements will require future increases in the service district rate.

The Stormwater spending plan supports a number of goals. First, it will provide for constructing and operating stormwater management facilities, including stream restoration, new and retrofitted ponds, and installation of Low Impact Development (LID) techniques, required to comply with the federally mandated Chesapeake Bay Program. This program requires the County to reduce Phosphorus, Nitrogen, and sediment loads to the Potomac River and Chesapeake Bay. MS4 Permit holders must achieve five percent of the required reductions in the first five years; 35 percent of the required reductions in the second five years; and 60 percent of the required reductions in the third five years. The Capital Improvement Program includes a gradual increase that will help meet these requirements. Second, the increase will aid in the planning, construction, and operation of stormwater management facilities required to comply with state established local stream standards by reducing bacteria, sediments, and Polychlorinated Biphenyl (PCB) entering local streams. It is estimated that between 70 and 80 percent of the streams in the County are currently impaired. Third, the increase will support the federally mandated inspection, mapping, monitoring, maintaining, and retrofitting of existing stormwater facilities. The County currently owns and maintains over 2,200 stormwater management facilities that are valued at over \$500 million and inspects approximately 4,700 private facilities. Fourth, the increase will aid in collecting stormwater data and reporting the findings; providing community outreach and education, supporting new training programs for employees; and developing new Total Maximum Daily Loads (TMDL) Action Plans for impaired streams related to the MS4 Permit requirements. Fifth, the increase will improve dam safety by supporting annual inspections of 20 state-regulated dams in the County and by developing Emergency Action Plans required by the state. The Emergency Action Plans are updated annually. In addition, these plans include annual emergency drills and exercises, and flood monitoring for each dam. Finally, the increase will facilitate maintaining, rehabilitating, and reinvesting in the County's conveyance system. The County's conveyance system includes 69,000 structures and 1,500 miles of pipes and improved channels, valued at more than \$1 billion.

The FY 2020 levy of \$0.0325 will generate \$81,954,210, supporting \$24,446,807 for staff and operational costs; \$56,382,403 for capital project implementation including, infrastructure reinvestment, regulatory requirements, dam safety, and contributory funding requirements; and \$1,125,000 transferred to the General Fund to partially offset central support services such as Human Resources, Purchasing, Budget and other administrative services supported by the General Fund, which benefit this fund.




Fund 40100

Stormwater Services

Stormwater Services Operational Support

Fund 40100, Stormwater Services, provides funding for staff salaries, Fringe Benefits, and Operating Expenses for all stormwater operations. In addition, Fund 40100 includes positions related to transportation operations maintenance provided by the Maintenance and Stormwater Management Division. All funding for the transportation related salary expenses and equipment is recovered from General Fund Agency 87, Unclassified Administrative Expenses, Public Works Programs, and Capital Projects related to transportation located in Fund 30010, General Construction and Contributions, and Fund 30060, Pedestrian Walkway Improvements, as they do not qualify for expenses related to the stormwater service district.

**Stormwater Services supports
the following County Vision Elements:**

-  **Maintaining Safe and Caring Communities**
-  **Connecting People and Places**
-  **Practicing Environmental Stewardship**

Fund 40100 also supports the Urban Forestry Management Division (UFMD). The UFMD was established to mitigate tree loss and maximize tree planting during land development, enforce tree conservation requirements and monitor and suppress populations of Gypsy Moth, Emerald Ash Borer and other forest pests. The division also implements programs needed to sustain the rich level of environmental, ecological and socio-economic services provided by the County's tree canopy. The UFMD is aligned with the mission of Stormwater Services as it strives to *"improve water quality and stormwater management through tree conservation."* Tree canopy and forest soils contribute significant levels of water pollution and stormwater runoff mitigation services.

In FY 2019, the financial functions in Fund 40100, Stormwater Services, and Fund 69010, Sewer Operations and Maintenance, were combined. More specifically, the following functional areas were consolidated – financial management, financial reporting and audits, rates setting, budgets, accounting, purchasing, billing, and warehouse needs. The goals of this initiative are to improve efficiencies, effectiveness, and to deliver consistent service for all customers. The positions affected by this change are noted in the positions table under the Budget and Staff Resources section.

Stormwater Regulatory Program

The County is required by federal law to operate under the conditions of a state issued MS4 Permit. Stormwater staff annually evaluates funding required to meet the increasing federal and state regulatory requirements pertaining to the MS4 Permit requirements, and State and Federal mandates associated with controlling water pollution delivered to local streams and the Chesapeake Bay. The MS4 Permit allows the County to discharge stormwater from its stormwater systems into state and federal waters. The County currently owns and/or operates approximately 6,800 regulated outfalls within the stormwater system that are governed by the permit. The current permit was issued to the County in April 2015. The permit requires the County to document the stormwater management facility inventory, enhance public outreach and education efforts, increase water quality monitoring efforts, provide stormwater management and stormwater control training to all County employees, and thoroughly document all of these enhanced efforts. The permit also requires the County to implement sufficient stormwater projects that will reduce the nutrients and sediment delivered to the Chesapeake Bay in

Fund 40100

Stormwater Services


compliance with the Chesapeake Bay TMDL implementation plan adopted by the State. Funding in the amount of \$7.0 million is included for the Stormwater Regulatory Program in FY 2020.

Dam Safety and Facility Rehabilitation

There are currently more than 6,900 stormwater management facilities in service that range in size from small rain gardens to large state regulated flood control dams. The County is responsible for inspecting both County owned and privately-owned facilities and for maintaining County owned facilities. This inventory increases annually and is projected to continually increase as new development and redevelopment sites are required to install stormwater management controls. This program maintains the control structures and dams that control and treat the water flowing through County owned facilities. This initiative also includes the removal of sediment that occurs in both wet and dry stormwater

management facilities to ensure that adequate capacity is maintained to treat the stormwater. The program results in approximately 50 projects annually

that require design and construction management activities as well as contract management and maintenance responsibilities. Total funding in the amount of \$9.0 million is included for Dam Safety and Facility Rehabilitation in FY 2020, including \$3.0 million for maintenance and \$6.0 million for rehabilitation.




Conveyance System Inspections, Development and Rehabilitation

The County owns and operates approximately 1,500 miles of underground stormwater pipes and improved channels with an estimated replacement value of over one billion dollars.

The County began performing internal inspections of the pipes in FY 2006. The initial results showed that approximately 5 percent of the pipes were in complete failure and an additional 15 percent

required immediate repair. Increased MS4 Permit regulations apply to these 1,500 miles of existing conveyance systems, 6,900 stormwater structures, and a portion of the immediate downstream channel at the 6,800 pipe outlets. Acceptable industry standards indicate that one dollar reinvested in infrastructure saves seven dollars in the asset's life and 70 dollars if asset failure occurs. Once the initial internal inspections are complete, the goal of this program is to inspect pipes on a 20-year cycle and rehabilitate pipes and improved outfall channels before total failure occurs. Total funding in the amount of \$8.5 million is included for Conveyance System Inspections, Development and Rehabilitation in FY 2020,



Fund 40100 Stormwater Services

including \$2.0 million for inspections and development and \$6.5 million for rehabilitation and outfall restoration.

Stream and Water Quality Improvements

This program funds water quality improvement projects necessary to mitigate the impacts to local streams and the Chesapeake Bay resulting from urban stormwater runoff. This includes water quality projects such as construction of stormwater management ponds, implementation of low impact development techniques on stormwater facilities, stream restoration, and approximately 1,900 water quality projects identified in the completed Countywide Watershed Management Plans. In addition,

TMDL requirements for local streams and the Chesapeake Bay are the regulatory process by which pollutants entering impaired water bodies are reduced. The Chesapeake Bay TMDL was established by the EPA and requires that MS4 communities as



well as other dischargers implement measures to significantly reduce the nitrogen, phosphorous and sediment loads entering waters draining to the Chesapeake Bay by 2025. Compliance with the Chesapeake Bay TMDL requires that the County should undertake construction of new stormwater facilities, retrofit existing facilities and properties, and increase maintenance. The EPA is currently updating the Chesapeake Bay model and it is anticipated that the update will result in changes to both the assigned targets as well as how projects are credited, which will likely impact future compliance estimates. In addition to being required to meet the Chesapeake Bay TMDL targets, the current MS4 Permit requires the County to develop and implement action plans to address local impairments. Most of the 1,900 watershed management plan projects contribute toward achieving the Chesapeake Bay and local stream TMDL requirements. Funding in the amount of \$25.4 million is included for Stream and Water Quality Improvements in FY 2020.

Emergency and Flood Response Projects

This program supports flood control projects for unanticipated flooding events that impact storm systems and flood residential properties. The program provides annual funding for scoping, design, and construction activities related to flood mitigation projects. Funding in the amount of \$5.0 million is included for the Emergency and Flood Response Projects in FY 2020.

Flood Prevention in the Huntington Area

This program will address the health and public safety concerns associated with the recurring flooding in the Huntington area by designing and constructing a levee and community drainage improvements that will ensure the safe operation and long-term sustainability of this critical piece of infrastructure. Initial funding of \$30.0 million was approved as part of the 2012 Stormwater Bond Referendum. The bond amount approved by the voters was based on a preliminary design by the US Army Corps of Engineers (USACE). The current, updated total project estimate is approximately \$40.0 million. To accommodate funding beyond that currently approved, a strategy was developed using a portion of revenue from the Stormwater Service District allocated to the Stream and Water Quality Improvements Program. The

Fund 40100

Stormwater Services

strategy reallocated a total of \$10.0 million over a four-year period. Use of the Stormwater Service District for this project is consistent with the goals of the program to address structural flooding and other critical community stormwater needs. No funding is needed for Flood Prevention in the Huntington area in FY 2020.

Stormwater Allocation to Towns

On April 18, 2012, the State Legislature passed SB 227, which entitles the Towns of Herndon and Vienna to all revenues collected within their boundaries by Fairfax County's stormwater service district. An agreement was developed for a coordinated program whereby the Towns remain part of the County's service district and the County returns 25 percent of the revenue collected from properties within each town. This allows for the towns to provide services independently such as maintenance and operation of stormwater pipes, manholes, and catch basins. The remaining 75 percent remains with the County and the County takes on the responsibility for the Towns' Chesapeake Bay TMDL requirements as well as other TMDL and MS4 requirements. This provides for an approach that is based on watersheds rather than on jurisdictional lines. Funding in the amount of \$0.8 million is included for the Stormwater Allocations to Towns project in FY 2020.

Stormwater Related Contributory Program

Contributory funds are provided to the Northern Virginia Soil and Water Conservation District (NVSWCD) and the Occoquan Watershed Monitoring Program (OWMP). The NVSWCD is an independent subdivision of the Commonwealth of Virginia that provides leadership in the conservation and protection of Fairfax County's soil and water resources. It is governed by a five-member Board of Directors - three members are elected every four years by the voters of Fairfax County and two members are appointed by the Virginia Soil and Water Conservation Board. Accordingly, the work of NVSWCD supports many of the environmental efforts set forth in the Board of Supervisors' Environmental Excellence 20-year Vision Plan. The goal of the NVSWCD is to continue to improve the quality of the environment and general welfare of the citizens of Fairfax County by providing them with a means of dealing with soil, water conservation and related natural resource problems. It provides County agencies with comprehensive environmental evaluations for proposed land use changes with particular attention to the properties of soils, erosion potential, drainage and the impact on the surrounding environment. NVSWCD has consistently been able to create partnerships and leverage state, federal and private resources to benefit natural resources protection in Fairfax County. FY 2020 funding of \$0.5 million is included in Fund 40100 for the County contribution to the NVSWCD.

The OWMP and the Occoquan Watershed Monitoring Laboratory (OWML) were established to ensure that water quality is monitored and protected in the Occoquan Watershed. Given the many diverse uses of the land and water resources in the Occoquan Watershed (agriculture, urban residential development, commercial and industrial activity, water supply, and wastewater disposal), the OWMP plays a critical role as the unbiased interpreter of basin water quality information. FY 2020 funding of \$0.1 million is included in Fund 40100 for the County contribution to the OWMP.

Fund 40100 Stormwater Services

Budget and Staff Resources

Category	FY 2018 Actual	FY 2019 Adopted	FY 2019 Revised	FY 2020 Advertised	FY 2020 Adopted
FUNDING					
Expenditures:					
Personnel Services	\$18,057,950	\$20,348,949	\$19,348,949	\$21,293,337	\$21,497,378
Operating Expenses	2,829,398	3,061,636	4,115,340	3,994,384	3,994,384
Capital Equipment	610,409	808,000	1,477,741	1,085,000	1,085,000
Capital Projects	56,964,285	54,672,620	125,279,164	56,586,444	56,382,403
Subtotal	\$78,462,042	\$78,891,205	\$150,221,194	\$82,959,165	\$82,959,165
Less:					
Recovered Costs	(\$3,212,872)	(\$2,129,955)	(\$2,129,955)	(\$2,129,955)	(\$2,129,955)
Total Expenditures	\$75,249,170	\$76,761,250	\$148,091,239	\$80,829,210	\$80,829,210
AUTHORIZED POSITIONS/FULL-TIME EQUIVALENT (FTE)					
Regular	181 / 181	186 / 186	187 / 187	190 / 190	190 / 190

Fund 40100

Stormwater Services

<p><u>Maintenance and Stormwater Management (MSMD)</u></p> <p><u>Administration</u></p> <p>1 Director, Maintenance and SW</p> <p>1 HR Generalist II</p> <p>1 HR Generalist I</p> <p>1 Network/Telecom. Analyst I</p> <p>1 Information Technology Tech. III</p> <p>1 Safety Analyst</p> <p>1 Administrative Assistant IV</p> <p>2 Administrative Assistants III</p> <p>1 Administrative Assistant II</p> <p><u>Finance – Wastewater and Stormwater</u></p> <p>1 Financial Specialist IV **</p> <p>1 Financial Specialist II **</p> <p>1 Administrative Assistant V **</p> <p>1 Administrative Assistant III **</p> <p><u>Contracting Services/ Material Support</u></p> <p>1 Material Mgmt. Specialist III **</p> <p>2 Contract Analysts I **</p> <p>1 Inventory Manager **</p> <p>1 Financial Specialist II **</p> <p>1 Engineering Technician III **</p> <p><u>Dam Safety and Maintenance Projects/Projects and LID/Inspection and Maintenance</u></p> <p>1 Public Works-Env. Serv. Manager</p> <p>1 Engineer IV</p> <p>1 Senior Engineer III</p> <p>2 Engineers III</p> <p>1 Ecologist III</p> <p>1 Ecologist II</p> <p>4 Engineering Technicians III</p> <p>1 Engineering Technician II</p> <p>1 Engineering Technician I</p> <p>2 Project Managers II</p> <p>3 Project Managers I</p> <p>1 Assistant Project Manager</p>	<p><u>Field Operations</u></p> <p>2 Env. Services Supervisors</p> <p>1 Public Works-Env. Serv. Manager</p> <p>1 Senior Environmental Specialist</p> <p>2 Environmental Services Specialists</p> <p>4 Senior Maintenance Supervisors</p> <p>9 Maintenance Supervisors</p> <p>3 Maintenance Crew Chiefs</p> <p>13 Senior Maintenance Workers</p> <p>2 Maintenance Workers</p> <p>10 Heavy Equipment Operators</p> <p>10 Motor Equipment Operators</p> <p>3 Masons</p> <p>1 Vehicle Maintenance Coordinator</p> <p>4 Engineering Technicians III</p> <p>1 Carpenter I</p> <p>1 Equipment Repairer</p> <p>1 Welder II</p> <p>1 Administrative Assistant II</p> <p><u>Stormwater Infrastructure Branch</u></p> <p>1 Public Works-Env. Serv. Manager</p> <p>2 Engineers IV</p> <p>4 Engineers III (1)</p> <p>1 Project Manager I</p> <p>1 Engineering Technician III</p> <p>2 Engineering Technicians II</p> <p>1 Engineering Technician I</p> <p>1 Senior Engineering Inspector</p> <p><u>Transportation Infrastructure Branch</u></p> <p>1 Engineer V</p> <p>1 Engineer IV</p> <p>1 Project Manager II</p> <p>2 Project Managers I</p> <p>2 Engineering Technicians II</p>	<p><u>Stormwater Planning Division</u></p> <p>1 Director, Stormwater Planning</p> <p>1 Engineer V</p> <p>4 Engineers IV</p> <p>2 Senior Engineers III</p> <p>8 Engineers III (1)</p> <p>1 Public Works-Env. Serv. Manager</p> <p>4 Project Managers II</p> <p>1 Project Manager I</p> <p>3 Project Coordinators</p> <p>4 Ecologists IV</p> <p>5 Ecologists III</p> <p>3 Ecologists II</p> <p>1 Emergency Mgmt. Specialist III</p> <p>1 Planner IV (1)</p> <p>2 Landscape Architects III</p> <p>2 Engineering Technicians III</p> <p>1 Administrative Assistant III</p> <p>1 Administrative Assistant II</p> <p>1 Management Analyst II</p> <p>2 Code Specialists II</p> <p>1 Contract Specialist II</p> <p>1 Financial Specialist II **</p> <p>1 Financial Specialist I **</p> <p><u>Urban Forestry</u></p> <p>1 Director, Urban Forestry Division</p> <p>1 Urban Forester IV</p> <p>4 Urban Foresters III</p> <p>5 Urban Foresters II</p>
<p><u>TOTAL POSITIONS</u></p> <p>190 Positions (3) / 190.0 FTE (3.0)</p>		<p>** Denotes Positions Consolidated with Wastewater</p> <p>() Denotes New Position(s)</p>

Fund 40100

Stormwater Services

FY 2020 Funding Adjustments

The following funding adjustments from the FY 2019 Adopted Budget Plan are necessary to support the FY 2020 program. Included are all adjustments recommended by the County Executive that were approved by the Board of Supervisors, as well as any additional Board of Supervisors' actions, as approved in the adoption of the Budget on May 7, 2019.

- ◆ **Employee Compensation** **\$670,637**

An increase of \$670,637 in Personnel Services includes \$389,532 for a 2.10 percent market rate adjustment (MRA) for all employees and \$281,105 for performance-based and longevity increases for non-uniformed merit employees, both effective July 2019.

- ◆ **Other Post-Employment Benefits** **\$59,193**

An increase of \$59,193 in Personnel Services reflects required adjustments associated with providing Other Post-Employment Benefits (OPEBs) to retirees, including the Retiree Health Benefits Subsidy. For more information on Other Post-Employment Benefits, please refer to Fund 73030, OPEB Trust, in Volume 2 of the FY 2020 Adopted Budget Plan.

- ◆ **New Positions** **\$418,599**

An increase of \$418,599 in Personnel Services is necessary to fund salary and Fringe Benefits requirements associated with 2/2.0 FTE Engineer III positions and 1/1.0 FTE Planner IV position. The first Engineer III position will support the Stormwater Conveyance Program in the Maintenance and Stormwater Management Division by managing the inspection, maintenance, and rehabilitation of Stormwater conveyance infrastructure. Failure to adequately maintain the conveyance system can lead to a partially or fully non-functional system causing safety and flooding issues. The second Engineer III position will be part of the Watershed Planning and Evaluation Branch of the Stormwater Planning Division. This position will complete assigned programmatic and technical tasks in floodplain management activities, development and maintenance of hydrologic and hydraulic models for flood inundation predictions, preparation and updates of Emergency Action Plans, computation and tracking of water quality benefits of Stormwater capital projects, and review of Stormwater capital improvement project plans for compliance with all applicable local, state, and federal requirements. The Planner IV position will also support the Stormwater Planning Division and will serve as the Stormwater representative on all County, state and federal planning, zoning and development efforts in the County. This will include but is not limited to the review and development of area plans, development plans, rezoning cases, Special Exceptions and Comprehensive Plan amendments. The position will serve as Stormwater's lead in the reviews, updates and/or development of County, state and federal codes, regulations and legislative items pertaining to Stormwater.

- ◆ **Operating Expenses** **\$932,748**

An increase of \$932,748 in Operating Expenses includes \$21,000 for computer equipment and office supplies for the three new positions included in FY 2020 and \$911,748 to support department-wide information technology, human resources, communications and business support functions and additional operating expenses within Agency 25, Business Planning and Support. These functions were consolidated in order to better support the Department of Public Works and Environmental Services' (DPWES) four core business areas and ensure that services are provided in an integrated, "one department" approach and that all resources are utilized in an efficient manner.

Fund 40100

Stormwater Services

- ◆ **Capital Equipment** **\$1,085,000**

Capital Equipment funding of \$1,085,000 is included for requirements associated with replacement equipment that has outlived its useful life and is critical to carryout stormwater services activities. Replacement equipment in the amount of \$1,035,000 includes: \$45,000 to replace a portable centrifugal pump and \$105,000 to replace a portable air compressor for the Emergency Response Program to support flood response requirements; \$600,000 to replace four dump trucks that support all maintenance and emergency response programs and are outfitted with a snow plow and a chemical spreader; \$210,000 to replace two backhoe loaders; and \$75,000 to replace a skid steer loader. In addition, funding in the amount of \$50,000 is required for the purchase of new equipment, including a portable topsoil screener to screen, sort and stock pile valuable commodities for reuse.

- ◆ **Capital Projects** **\$56,382,403**

Funding in the amount of \$56,382,403 has been included in FY 2020 for priority stormwater capital projects.

Changes to FY 2019 Adopted Budget Plan

The following funding adjustments reflect all approved changes in the FY 2019 Revised Budget Plan since passage of the FY 2019 Adopted Budget Plan. Included are all adjustments made as part of the FY 2018 Carryover Review, FY 2019 Third Quarter Review, and all other approved changes through April 30, 2019.

- ◆ **Carryover Adjustments** **\$69,882,095**

As part of the *FY 2018 Carryover Review*, the Board of Supervisors approved funding of \$69,882,095 based on the carryover of unexpended project balances in the amount of \$63,790,779 and a net adjustment of \$6,091,316. This adjustment includes the carryover of \$723,445 in operating and capital equipment encumbrances and an increase to capital projects of \$5,367,871. The adjustment to capital projects is based on the appropriation of the remaining operational savings of \$2,298,363, miscellaneous revenues received in FY 2018 in the amount of \$32,513, higher than anticipated revenues of \$437,654, proffer revenues of \$10,000 received in FY 2018 through the land development process that will support Stormwater projects, an amount of \$1,289,341 in grant revenue expected to be received from the Virginia Department of Environmental Quality (VDEQ) and approved by the Board of Supervisors on March 20, 2018, and bond premium in the amount of \$1,300,000 received in FY 2018 associated with the January 2018 bond sale.

- ◆ **Position Adjustment** **\$0**

No change in funding is associated with 1/1.0 FTE position transferred from Fund 40140, Refuse Collection and Recycling Operations, to this fund to support administrative and human resource needs.

- ◆ **Third Quarter Adjustments** **\$1,447,894**

As part of the *FY 2019 Third Quarter Review*, the Board of Supervisors approved funding of \$1,447,894 due to the appropriation of anticipated grant revenue approved by the Board of Supervisors on September 25, 2018. The grant agreement is between the Virginia Department of Environmental Quality (VDEQ) and Fairfax County to accept funds from the Stormwater Local Assistance Fund (SLAF) to support the design and construction of the Flatlick Branch Phase III stream restoration project.

Fund 40100 Stormwater Services

Key Performance Measures

Indicator	Prior Year Actuals			Current Estimate	Future Estimate
	FY 2016 Actual	FY 2017 Actual	FY 2018 Estimate/Actual	FY 2019	FY 2020
Stormwater Services					
MS4 Permit violations received	0	0	0/0	0	0
Percent of Emergency Action Plans current	100%	100%	100%/100%	100%	100%
Percent of commuter facilities available 365 days per year	100%	100%	100%/100%	100%	100%

A complete list of performance measures can be viewed at
<https://www.fairfaxcounty.gov/budget/fy-2020-adopted-performance-measures-pm>

Performance Measurement Results

The objective to receive no MS4 Permit violations related to inspection and maintenance of public and private stormwater management facilities was met in FY 2016, FY 2017 and FY 2018. It is expected that this objective will also be met in FY 2019 and FY 2020. It should be noted that a new five-year MS4 Permit will be obtained in FY 2020. The objective to update 100 percent of the emergency action plans that Stormwater is responsible for was met in prior years. It is estimated that this trend will continue in both FY 2019 and FY 2020. Lastly, the objective to keep 100 percent of the commuter facilities operational for 365 days was met in prior years. It is expected that this goal will be met in FY 2019 and FY 2020.

Fund 40100 Stormwater Services

FUND STATEMENT

Fund 40100, Stormwater Services

	FY 2018 Actual	FY 2019 Adopted Budget Plan	FY 2019 Revised Budget Plan	FY 2020 Advertised Budget Plan	FY 2020 Adopted Budget Plan
Beginning Balance	\$52,643,447	\$0	\$59,454,823	\$0	\$0
Revenue:					
Stormwater Service District Levy	\$70,835,960	\$77,886,250	\$77,886,250	\$81,954,210	\$81,954,210
Sale of Bonds ¹	8,700,000	0	7,050,000	0	0
Bond Premium ¹	1,300,000	0	0	0	0
Stormwater Local Assistance Fund (SLAF) Grant ²	2,260,573	0	4,825,166	0	0
Stormwater Proffers ³	56,500	0	0	0	0
Miscellaneous	32,513	0	0	0	0
Total Revenue	\$83,185,546	\$77,886,250	\$89,761,416	\$81,954,210	\$81,954,210
Total Available	\$135,828,993	\$77,886,250	\$149,216,239	\$81,954,210	\$81,954,210
Expenditures:					
Personnel Services	\$18,057,950	\$20,348,949	\$19,348,949	\$21,293,337	\$21,497,378
Operating Expenses	2,829,398	3,061,636	4,115,340	3,994,384	3,994,384
Recovered Costs	(3,212,872)	(2,129,955)	(2,129,955)	(2,129,955)	(2,129,955)
Capital Equipment	610,409	808,000	1,477,741	1,085,000	1,085,000
Capital Projects	56,964,285	54,672,620	125,279,164	56,586,444	56,382,403
Total Expenditures	\$75,249,170	\$76,761,250	\$148,091,239	\$80,829,210	\$80,829,210
Transfers Out:					
General Fund (10001) ⁴	\$1,125,000	\$1,125,000	\$1,125,000	\$1,125,000	\$1,125,000
Total Transfers Out	\$1,125,000	\$1,125,000	\$1,125,000	\$1,125,000	\$1,125,000
Total Disbursements	\$76,374,170	\$77,886,250	\$149,216,239	\$81,954,210	\$81,954,210
Ending Balance⁵	\$59,454,823	\$0	\$0	\$0	\$0
Tax Rate Per \$100 of Assessed Value	\$0.0300	\$0.0325	\$0.0325	\$0.0325	\$0.0325

¹ On November 6, 2012, the voters approved a bond referendum in the amount of \$30 million to make storm drainage improvements to prevent flooding and soil erosion, including acquiring any necessary land. This bond money is being used to prevent flooding in the Huntington community. An amount of \$8.7 million was sold in January 2018. In addition, \$1.3 million has been applied to this fund in bond premium associated with the January 2018 sale. A total amount of \$7.05 million remains in authorized but unissued bonds for this fund.

² Represents previously approved Virginia Department of Environmental Quality (VDEQ) Stormwater Local Assistance Fund (SLAF) grants to support stream and water quality improvement projects. An amount of \$2,260,573 was received in FY 2018 and an amount of \$4,825,166 is anticipated in FY 2019 and beyond.

³ Reflects proffer revenues collected through the land development process that will support Stormwater projects.

⁴ Funding in the amount of \$1,125,000 is transferred to the General Fund to partially offset central support services supported by the General Fund, which benefit Fund 40100. These indirect costs include support services such as Human Resources, Purchasing, Budget and other administrative services.

⁵ Capital projects are budgeted based on the total project costs. Most projects span multiple years, from design to construction completion. Therefore, funding for capital projects is carried forward each fiscal year, and ending balances fluctuate, reflecting the carryover of these funds.

Fund 40100 Stormwater Services

FY 2020 Summary of Capital Projects

Fund 40100, Stormwater Services

Project	Total Project Estimate	FY 2018 Actual Expenditures	FY 2019 Revised Budget	FY 2020 Advertised Budget Plan	FY 2020 Adopted Budget Plan
Conveyance System Inspection/Development (2G25-028-000)	\$10,225,000	\$773,100.21	\$5,213,829.05	\$2,000,000	\$2,000,000
Conveyance System Rehabilitation (SD-000034)	41,534,135	1,911,335.53	8,659,070.70	6,500,000	6,500,000
Dam & Facility Maintenance (2G25-031-000)	11,900,000	3,053,592.74	5,846,407.26	3,000,000	3,000,000
Dam Safety and Facility Rehabilitation (SD-000033)	42,326,104	3,159,265.11	6,874,110.68	6,000,000	6,000,000
Emergency and Flood Response Projects (SD-000032)	18,186,091	427,661.37	7,705,532.34	5,000,000	5,000,000
Flood Prevention-Huntington Area-2012 (SD-000037)	44,050,000	19,392,619.55	13,168,806.93	0	0
Laurel Hill Adaptive Reuse Infrastructure (SD-000038)	1,925,000	36,806.72	825,000.00	0	0
NVSWCD Contributory (2G25-007-000)	4,811,074	527,730.00	527,730.00	527,730	527,730
Occoquan Monitoring Contributory (2G25-008-000)	1,185,200	123,445.00	128,383.00	134,730	134,730
Stormwater Allocation to Towns (2G25-027-000)	4,944,829	665,576.16	1,139,250.83	800,000	800,000
Stormwater Facility (SD-000039)	8,515,000	3,054,200.00	5,460,800.00	0	0
Stormwater Proffers (2G25-032-000)	56,500	0.00	56,500.00	0	0
Stormwater Regulatory Program (2G25-006-000)	62,346,651	3,640,168.40	10,905,541.49	7,000,000	7,000,000
Stream & Water Quality Improvements (SD-000031)	165,756,693	19,578,693.88	57,794,388.63	25,623,984	25,419,943
Towns Grant Contribution (2G25-029-000)	2,617,970	615,996.27	883,131.18	0	0
Tree Preservation and Plantings (2G25-030-000)	98,516	4,094.00	90,681.63	0	0
Total	\$420,478,763	\$56,964,284.94	\$125,279,163.72	\$56,586,444	\$56,382,403