



**FAIRFAX-FALLS CHURCH CSB BOARD MEETING**

**Garrett McGuire, Chair**

**Sharon Bulova Center for Community Health**

**8221 Willow Oaks Corporate Drive, Level 3, Room 3-314, West**

**Fairfax, VA 22031**

**Wednesday, September 28, 2022, 5:00 PM**

**This meeting can also be attended via electronics access through Zoom**

**Dial by your location to access live audio of the meeting:**

+1 301 715 8592 US (Washington DC)

+1 669 900 9128 US (San Jose)

+1 646 558 8656 US (New York)

+1 253 215 8782 US (Tacoma)

+1 312 626 6799 US (Chicago)

+1 346 248 7799 US (Houston)

**Meeting ID: [886 2812 8841](#) Passcode: 574227**

**MEETING AGENDA**

- |  |                         |
|--|-------------------------|
| <b>1. Meeting Called to Order</b>                        | <b>Garrett McGuire</b>  |
| <b>2. Roll Call, Audibility and Preliminary Motions</b>  | <b>Garrett McGuire</b>  |
| <b>3. Matters of the Public</b>                          | <b>Garrett McGuire</b>  |
| <b>4. Amendments to the Meeting Agenda</b>               | <b>Garrett McGuire</b>  |
| <b>5. Approval of the July 27, 2022, Meeting Minutes</b> | <b>Garrett McGuire</b>  |
| <b>6. Staff Presentation</b>                             |                         |
| A. Support Coordination Services                         | <b>Sierra Simmons</b>   |
| B. Developmental Disability Services Data Calendar       |                         |
| <b>7. Director’s Report</b>                              | <b>Daryl Washington</b> |
| A. County, Regional, State and Cross Agency Initiatives  |                         |
| B. Covid Update  |                         |
| C. Electronic Health Record Update                       |                         |
| <b>8. Matters of the Board</b>                           | <b>Garrett McGuire</b>  |
| <b>9. Committee Reports</b>                              |                         |
| A. Service Delivery Oversight Committee                  | <b>Anne Whipple</b>     |
| B. Compliance Committee                                  | <b>Garrett McGuire</b>  |
| C. Fiscal Oversight Committee                            | <b>Dan Sherrange</b>    |
| D. Other Reports   |                         |
| <b>10. Action Item</b>                                   |                         |
| A. FY 2022 Congressionally Directed Spending from HRSA   | <b>Dan Sherrange</b>    |
| ▪ <i>CSB Board to approve the 3 HRSA Grant Funds</i>     |                         |
| <b>11. Adjournment</b>                                   |                         |

Meeting materials are posted online at [www.fairfaxcounty.com/municipal-services-board/board/archives](http://www.fairfaxcounty.com/municipal-services-board/board/archives) or may be requested by contacting Sameera Awan at [Sameera.Awan@fairfaxcounty.gov](mailto:Sameera.Awan@fairfaxcounty.gov)

**FAIRFAX-FALLS CHURCH COMMUNITY SERVICES BOARD  
MEETING MINUTES  
JULY 27, 2022**

The Fairfax-Falls Church Community Services Board met in regular session at the Sharon Bulova Center for Community Health, 8221 Willow Oaks Corporate Drive, Level 3, Room 3-314, West, Fairfax, VA 22031.

**1. Meeting Called to Order**

Board Chair Garrett McGuire called the meeting to order at 5:01 PM.

**2. Roll Call, Audibility, and Preliminary Motions**

**PRESENT:**      **BOARD MEMBERS:** BOARD CHAIR, GARRETT MCGUIRE; JENNIFER ADELI; SHEILA COPLAN JONAS; MAJOR DEREK DEGEARE; DAN SHERRANGE; SANDRA SLAPPEY-BROWN; ANDREW SCALISE; DIANA ROGRIGUEZ; BETTINA LAWTON; DARIA AKERS; SRILEKHA PALLE (FAIRFAX, VA); ANNE WHIPPLE (GREAT FALLS, VA)

**ABSENT:**      **BOARD MEMBERS:** KAREN ABRAHAM; LARYSA KAUTZ; ROBERT BARTOLOTTA

**Also present:** Executive Director Daryl Washington, Deputy Director of Clinical Operations Lyn Tomlinson, Deputy Director of Administrative Operations Daniel Herr, Deputy Director Barbara Wadley- Young, Finance Manager Paresh Patel, Director of Analytics & Evaluation Linda Mount, Service Director Michael T Lane, Service Director Kevin Lafin, Legislative and Grants Analyst Elizabeth McCartney, Healthcare Systems Director Jennifer Aloji, and Board Clerk Sameera Awan.

**3. Matters of the Public**

None were presented.

**4. Amendments to the Meeting Agenda**

The meeting agenda was provided for review, no amendments were made.

**BOARD MEMBER CONSENSUS TO APPROVE AGENDA ITEM NO. 4**

**5. Approval of the Minutes**

The June 22, 2022, CSB Board Meeting Minutes were provided for review; **Action Item No. 2 name spelling needs to be corrected to Board Member Sheila Coplan Jonas.**

**MOVED BY BOARD MEMBER DAN SHERRANGE, SECONDED BY BOARD MEMBER JENNIFER ADELI TO APPROVE AGENDA ITEM NO.4. ABSTAIN BY BOARD MEMBER DARIA AKERS.**

\*Board Member Daria Akers was absent during June 22, 2022, CSB Board Meeting. Board Member Bettina Lawton joined the meeting in person.

## 6. Director's Report

### A. County, Regional, State and Cross Agency Initiatives

**Deputy Director of Clinical Operations Lyn Tomlinson** shared that the COVID status has slightly dropped, it's only about 13 staff testing positive weekly. A presentation about the CSB Electronic Health Record (EHR) was given during the Health and Human Services Committee meeting with the Board of Supervisors on July 26, 2022. The round table meeting requested by the Board Supervisors was held on Monday, July 25, 2022. The round table members included the Board of Supervisors, School Board Members, and the Subject Matter Experts. The Department of Human Resources and the Department of Management and Budget are still engaging in conversations about the Salary Compression issue. The CSB will prioritize the Administrative, Fiscal, Human Resources, and Analyst positions. The CSB approved carryover money to support Retention and Recruitment.

**Deputy Director of Administrative Operations Daniel Herr** announced the Board of Supervisors has approved the ByLaws. Fairfax County was listed by US News as among the top communities for Mental Health in the Nation. The US News recognized that Washington DC, Maryland, and Northern VA all have high scores in that area, with Fairfax County leading the way as No. 1 in Mental Health. The National Suicide Prevention Hotline has launched a 3-digit number, 9-8-8, for ease of remembering.

### B. Electronic Healthcare Record Update

**Healthcare Systems Director Jennifer Aloï** reported that the CSB has been meeting with the Department of Procurement and Materials Management to finalize the Request for Proposals for EHR and create a timeline for procurement in consultation with the Department of Information Technology.

## 7. Matters of the Board

**Board Member Sheila Coplan Jonas** took a moment to remember the passing of Jane Woods. She was a mentor and a brilliant, kind, considerate, compassionate leader. She will be greatly missed.

**Board Chair Garrett McGuire** noted a few changes on the 2022 CSB Board and Committee Calendar. He addressed the cancellation of the August and December 2022 CSB Board Meetings.

## 8. Committee Reports

### A. Service Delivery Oversight Committee

Committee Chair Anne Whipple reported no meeting for the month of July 2022. **The next meeting of the Service Delivery Oversight Committee is Wednesday, September 14, 2022, at 5:00 PM.**

### B. Compliance Committee

Committee Chair Garrett McGuire mentioned there was no Compliance Committee meeting for July, but we did get a Compliance update in the Executive Committee meeting. The Health Services Advisory group continues to do audits and reviews on behalf of DBHDS.

**C. Fiscal Oversight Committee**

Committee (acting) Chair Andrew Scalise shared some highlights from the Fiscal Oversight Committee. Topics of discussion were the Salary Compression issue and how it affects the staff; we learned about the massive surplus and high vacancy rates.

**D. Other Reports**

Committee Chair Garrett McGuire announced the Legislative Committee will be meeting soon to discuss plans for Legislative outreach in the Fall.

**9. Action Item:**

**A. 2023 Fairfax County Human Services Issue Paper**

**Legislative and Grants Analyst Elizabeth McCartney** provided updates on the 2023 Fairfax County Human Services Issue Paper. It is a supplement to the Legislative program, which they would like to make a more high-level issue. The County Government Affairs team continues to streamline this document every year.

**MOVED BY BOARD MEMBER ANDREW SCALICE, SECONDED BY BOARD MEMBER JENNIFER ADELI TO APPROVE AGENDA ITEM NO. 9A. MOTION OPPOSED BY BOARD MEMBER DAN SHERRANGE**

**B. VA DBHDS Behavioral Health Dockets Program**

**Legislative and Grants Analyst Elizabeth McCartney** shared that the DBHDS docket is for a \$150,000 new grant request to hire a Behavioral Health Specialist to provide skill-building services. This grant will be used to fund Emergency Housing, in the form of purchasing hotel rooms for docket participants experiencing homelessness and pending connection to alternative housing resources.

**MOVED BY BOARD MEMBER ANDREW SCALICE, SECONDED BY BOARD MEMBER DAN SHERRANGE TO APPROVE AGENDA ITEM NO. 9B.**

**C. Supreme Court of VA Behavioral Health Dockets Grant Program**

**Legislative and Grants Analyst Elizabeth McCartney** requested approval for the Fairfax-Falls Church Community Services Board (CSB) to apply for and accept funds totaling \$50,000 from the Supreme Court of VA Behavioral Health Docket Grants Program.

**MOVED BY BOARD MEMBER ANDREW SCALICE, SECONDED BY BOARD MEMBER DAN SHERRANGE TO APPROVE AGENDA ITEM NO.9C**

**D. FY 22-23 CSB Performance Contract Amendments**

**Deputy Director of Administrative Operations Daniel Herr** requested approval of the FY 22-23 CSB Performance Contract Amendments. The Board of Supervisors will make final approval on August 2, 2022.

**MOVED BY BOARD MEMBER ANDREW SCALICE, SECONDED BY BOARD MEMBER JENNIFER ADELI TO APPROVE AGENDA ITEM NO. 9D.**

**10. Adjournment**

**Board Member Garrett McGuire** adjourned the meeting at 6:20 PM.

\*Board Members also participated remotely via Zoom.

---

Date Approved

---

CSB Board Clerk



FAIRFAX - FALLS CHURCH

**Community  
Services Board**

# Support Coordination Services

**Sierra Simmons, Service Director**

September 28, 2022

# Support Coordination Priority Population:



FAIRFAX - FALLS CHURCH

**Community  
Services Board**

To be eligible for Fairfax Falls-Church DD Services an individual must meet the State of Virginia diagnostic criteria for a DD Waiver

- Have a documented diagnosis of a developmental disability with onset before age 22 or before age 18 if the qualifying developmental diagnosis is intellectual disability, and
- Have significant support needs in at least three (3) categories of adaptive functioning (based on functional adaptive assessments/testing), and
- Meet criteria on the Virginia Individual Developmental Disabilities Eligibility Survey (VIDES), an assessment tool that will be administered by CSB staff during the eligibility appointment

# Support Coordination Services

## Services Provided



FAIRFAX - FALLS CHURCH

**Community  
Services Board**

### Intake: Assessment and Eligibility

- Determine eligibility for DDS and placement on the Waiver Waitlist

### Targeted Case Management: Link, Monitor and Coordinate

- 30 day/90 day Face to Face Visits
- Annual Individual Service Plans (ISPs) and Quarterly ISPs
- Monthly Collateral Contacts

### Monitoring Case Management: As needed

- Housing
- Employment
- Transportation
- Annual Waitlist Updates

### Transition Case Management: Final Year of School

- Assist Graduating individuals to obtain employment/day support



# Support Coordination Services

## Service Population



FAIRFAX - FALLS CHURCH

**Community  
Services Board**

1672 Waiver Slots Allocated to Fairfax-Falls Church CSB

- 956 Community Living
- 681 Family and Individual Supports
- 35 Building Independence

3570 Individuals in Monitoring Status

2720 Individuals currently on the DD Waiver Waitlist for Fairfax

- 914 Priority 1
- 1264 Priority 2
- 542 Priority 3

**5,227 individuals served in FY 2022**

# Staffing



FAIRFAX - FALLS CHURCH

**Community  
Services Board**

## Leadership Team

- 1 Service Director
- 5 Assistant Directors
- 14 Supervisors
- 1 Training Coordinator

85 Filled Positions  
26 Vacant Positions

## Line Staff

- 105 Developmental Disability Specialist II
- 5 Developmental Disability Specialist I
- 1 Management Analyst I

The Arc of Northern Virginia provides support coordination services to 110 individuals under contract.

# Support Coordination FY22 Budget:



FAIRFAX - FALLS CHURCH

**Community  
Services Board**

Revenue \$6,273,604

Expenditures \$11,003,934

The Arc of Northern Virginia Contract \$215,661

FY23 Projected Revenue \$7,195,335

# Department of Justice and Support Coordination:



FAIRFAX - FALLS CHURCH

**Community  
Services Board**

The Commonwealth of Virginia will not be exiting the Settlement Agreement with the Department of Justice as expected which will continue to impact DDS Support Coordination as the Commonwealth continues to make changes to services as outlined by The Department of Justice. The exit date has been extended to December 31, 2023

The Department of Justice continues to work with the Commonwealth of Virginia to eliminate the Priority 1 Waiting List which would provide Fairfax-Falls Church CSB with over 914 New Waiver Slots

Independent Reviewer's 20<sup>th</sup> Review continued to focused on the creation of Waiver slots, IFSP, Case Management, Crisis Services, Peer to peer/family to family programs and guidelines, Community Living Options, Independent Living Options and Quality and Risk Management



FAIRFAX - FALLS CHURCH

---

**Community  
Services Board**

# Questions?

# Support Coordination Services

**CSB Contacts**

**DD Waiver Guide**



FAIRFAX - FALLS CHURCH

**Community  
Services Board**

Developmental Disability Services

703-324-4400

CSB Support Coordination Contacts

Sierra Simmons, Service Director

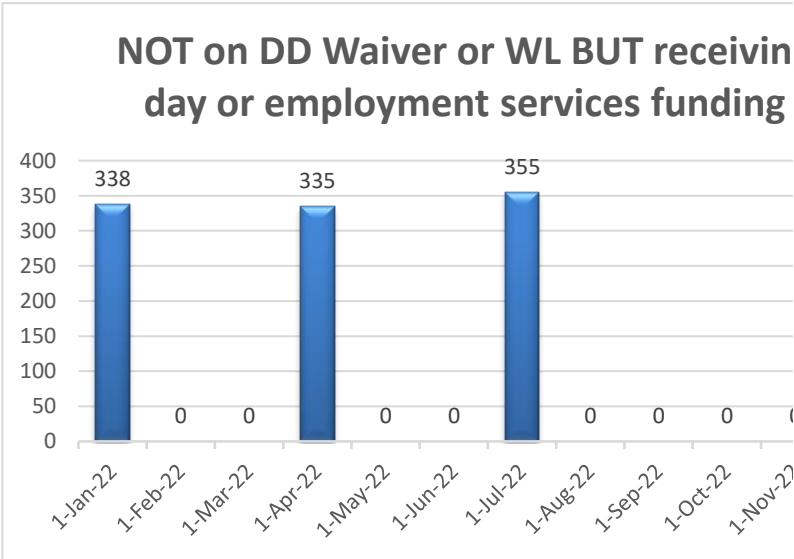
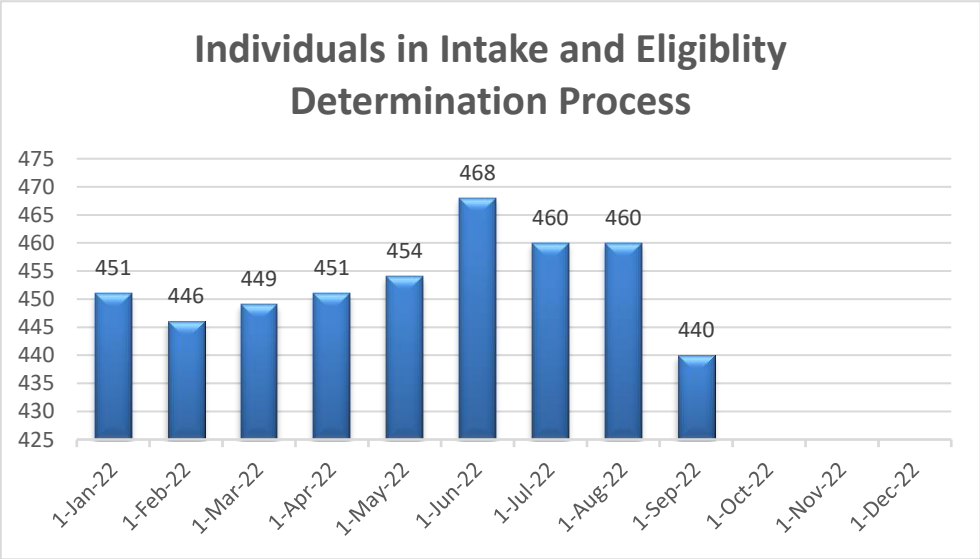
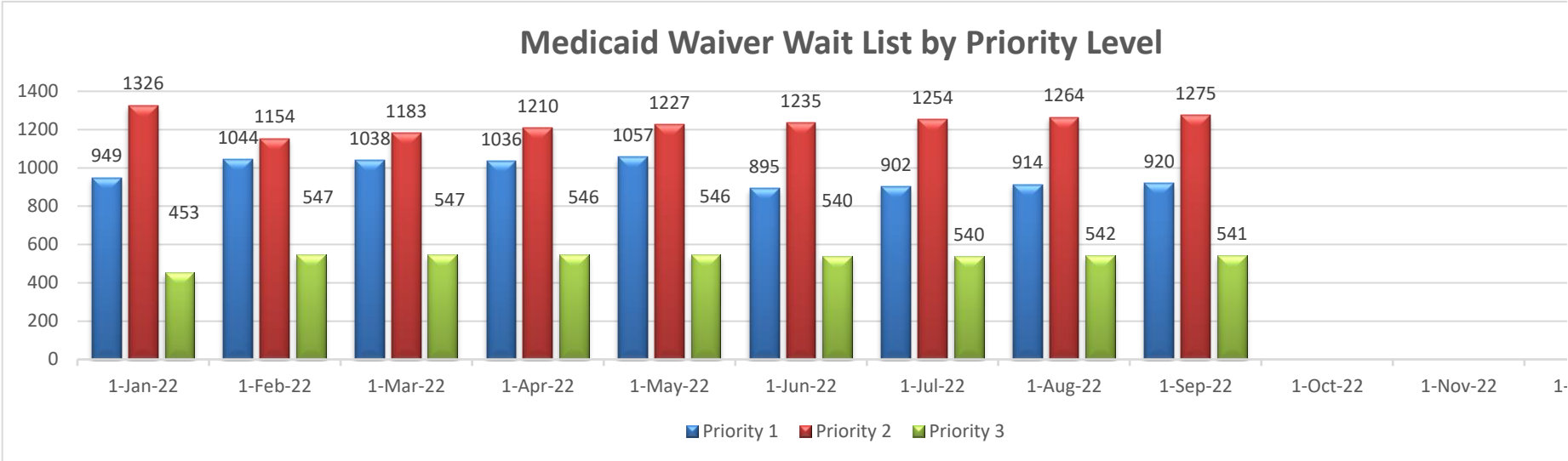
(703) 324-4446

[sierra.simmons@fairfaxcounty.gov](mailto:sierra.simmons@fairfaxcounty.gov)

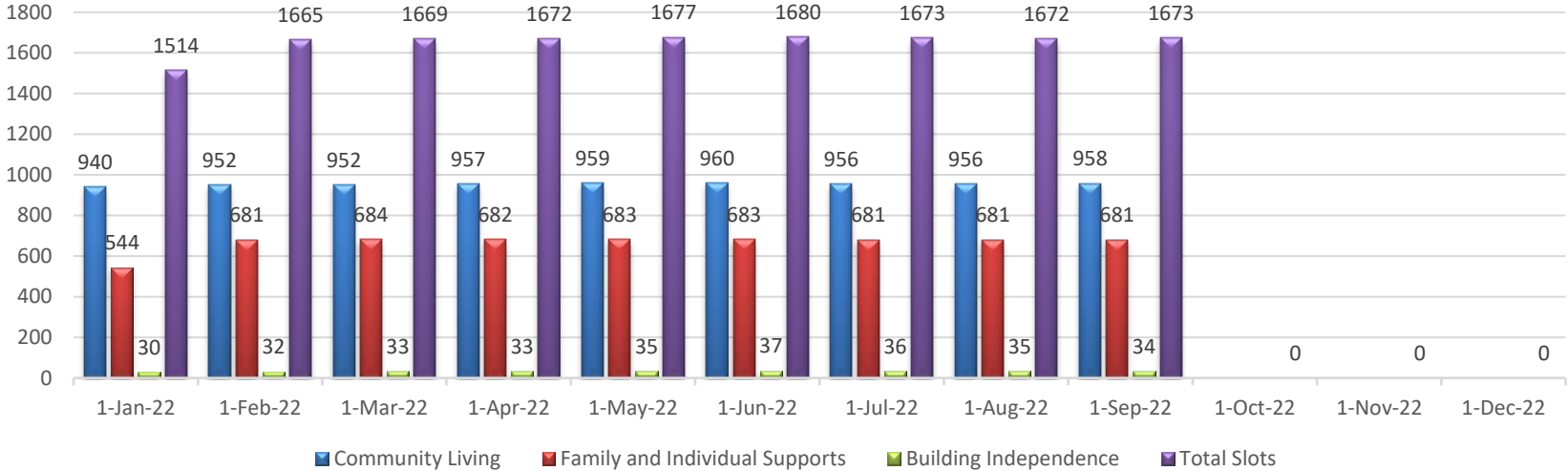
Resources

[Navigating the Developmental Disability Waivers](#)

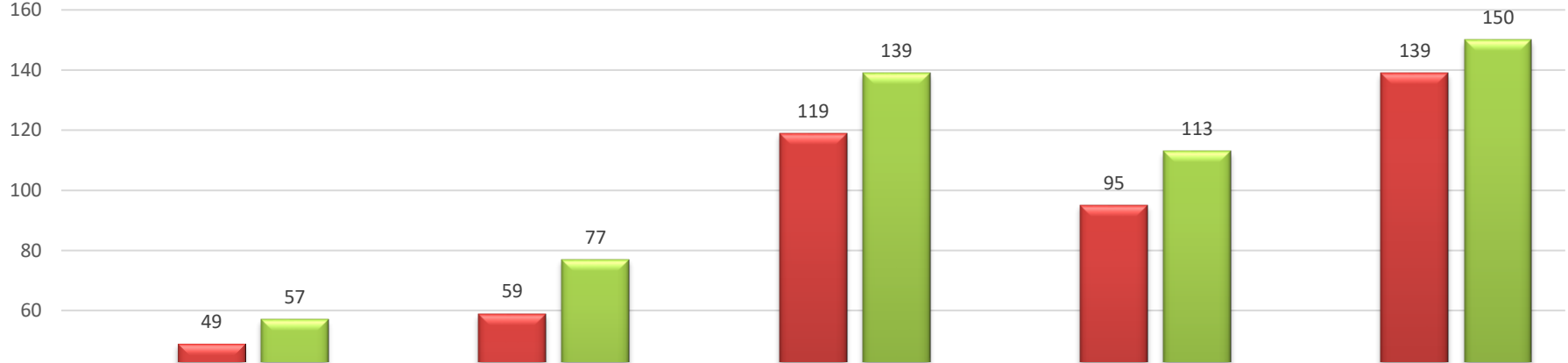
**Developmental Disability Services Data as of September 1, 2022 for Calendar Year**



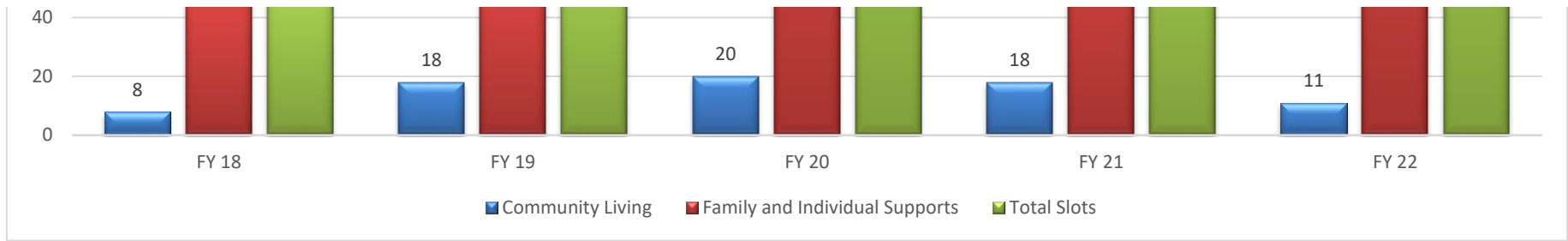
### Medicaid Waiver Slots

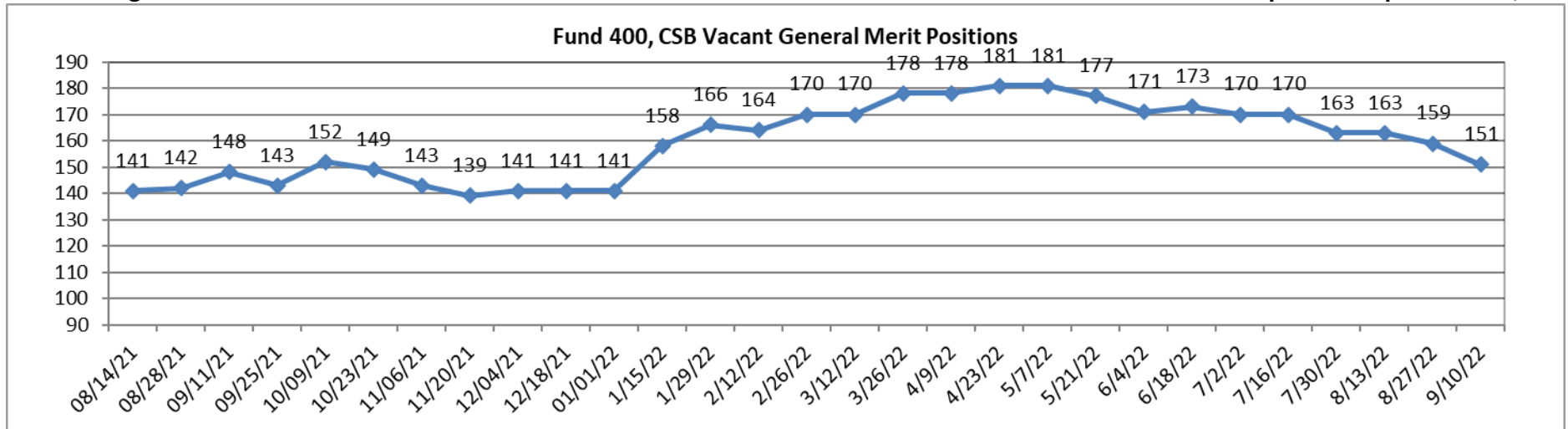


### NEW Slots Allocated by Fiscal Year









Vacancies in critical areas\* \*includes all merit positions (all funds – regular 400 and grant 500)

Service area	Aug	Sep	Oct	Nov	Dec	Jan	Feb	Mar	Apr	May	Jun	July		August	
Emergency Svcs/MCU	0	6	9	4	12	11	12	18	22	23	21	23	15 CIS	28	22 CIS
													4 HSW I		4 HSW I
													1 Mobile Crisis Supv		1 Mobile Crisis Supv
													2 Peer Supp Spec		2 Peer Supp Spec
													1 Clinical Psychologist		
Behavioral Health – Outpatient Svcs	12	16	14	16	19	21	22	21	27	18	17	16	7 BHS II	8.5	1 BHS II
													4 BH Sr. Clin		4.5 BH Sr. Clin
													2 BHN Clin/Case Mgr		1 BHN Clin/Case Mgr
													2 BHN Supv		1 BH Supv
													1 LPN		1 BHN Supv
Youth & Family – Outpatient Svcs	5	5	8	6	6	8	11	11	12	13	11	9	5 BH Sr. Clin	7	6 BH Sr. Clin
													4 BHS II		1 BHS II
Support Coordination	24	29	32	27	28	26	27	27	27	28	30	29	27 DDS II	23	21 DDS II
													1 DDS III		1 DDS III
													1 Mgmt Analyst		1 Mgmt Analyst
ADC/ Jail Diversion	10	9	6	13	12	13	12	8	11	8	8	8	1 BHS II	9	2 BHS II
													2 BH Supv		2 BH Supv
													4 BH Sr. Clin		4 BH Sr. Clin
													1 Peer Supp Spec		1 Peer Supp Spec
EAR			8	8	8	6	5	3	4	4	3	3	1 BH Sr. Clin	2	2BH Sr. Clin.
													1 BHS I		
													1 BHS II		

## 2022 CSB Board and Committee Meetings

	Service Delivery Oversight Committee	Legislative Committee	Compliance Committee	Executive Committee	Fiscal Oversight Committee	CSB Board
2022 Meetings	2 <sup>nd</sup> Wednesday 5:00 p.m.	3 <sup>rd</sup> Wednesday 11:00 a.m.	3 <sup>rd</sup> Wednesday 4:00 p.m.	3 <sup>rd</sup> Wednesday 4:30 p.m.	3 <sup>rd</sup> Thursday 4:00 p.m.	4 <sup>th</sup> Wednesday 5:00 p.m.
January	*	*	19	19	20	26
February	9	*	16	16	17	23
March	*	*	16	16	17	23
April	13	*	20	20	21	27
May	*	*	18	18	19	25
June	*	*	15	15	23	22
July	*	*	*	20	21	27
August	*	17	*	17	18	*
September	14	***	21	21	22	28
October	12	***	*	19	20	26
November	*	***	*	9**	10**	16**
December	7**	***	14**	14**	15**	*

## Fairfax-Falls Church Community Services Board

**\*No Meeting**

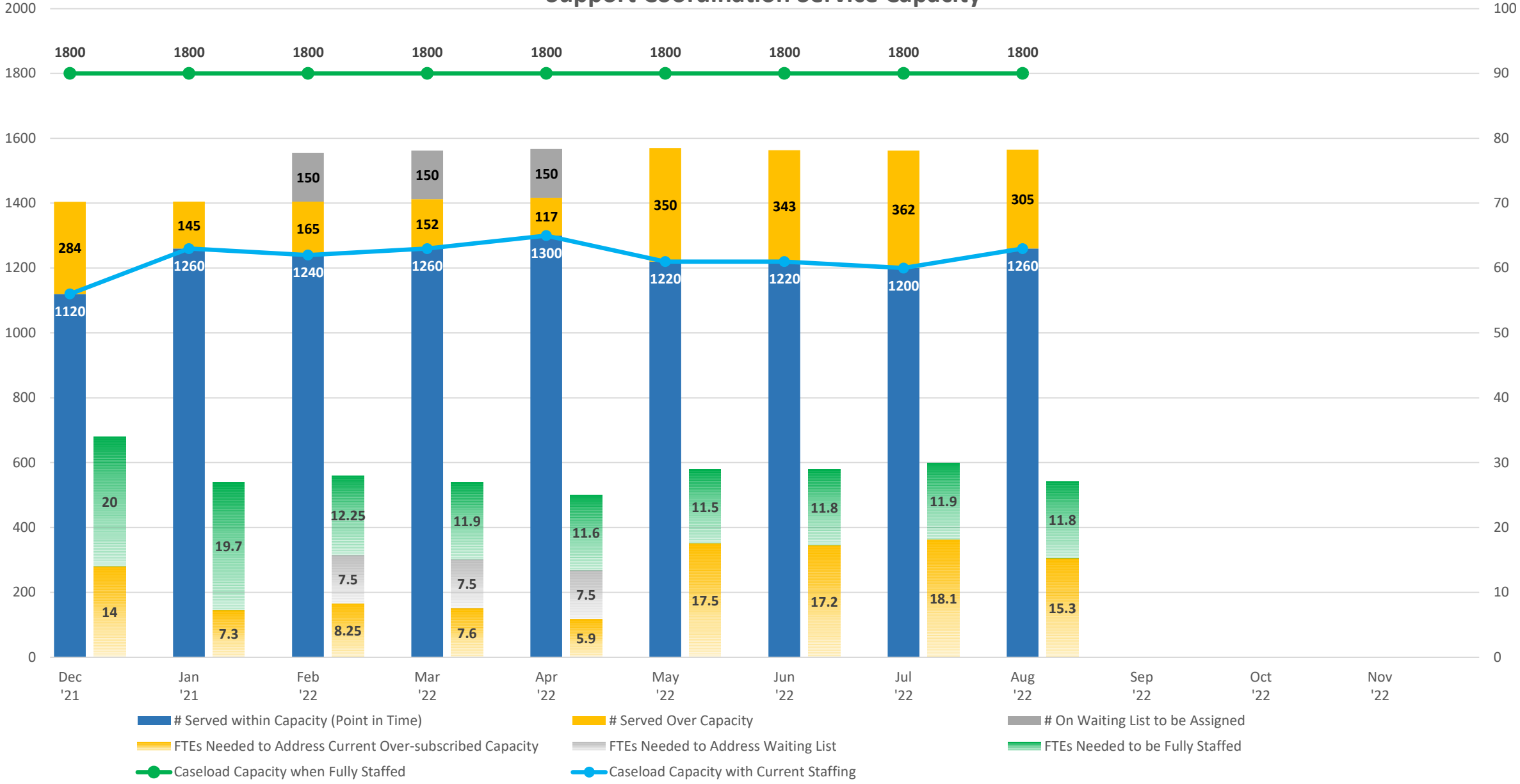
**\*\* Meeting date changed to accommodate holiday schedule**

Accommodate: Thanksgiving, Christmas Day, and New Year's Day Holidays

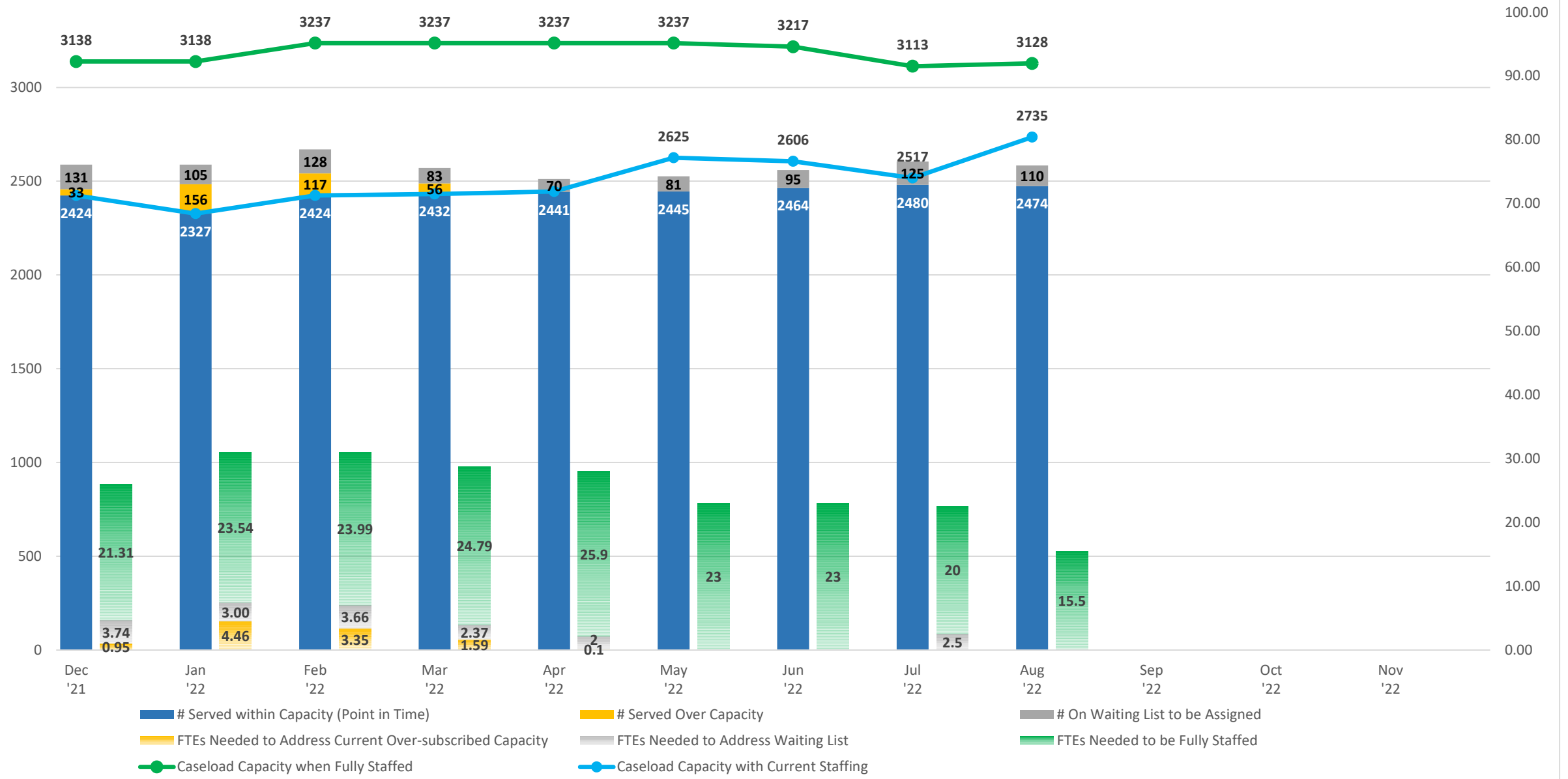
**\*\*\*Meet as needed**

**Note:** All in person Committee and Board meetings are held at the Sharon Bulova Center, Room 3-314, West

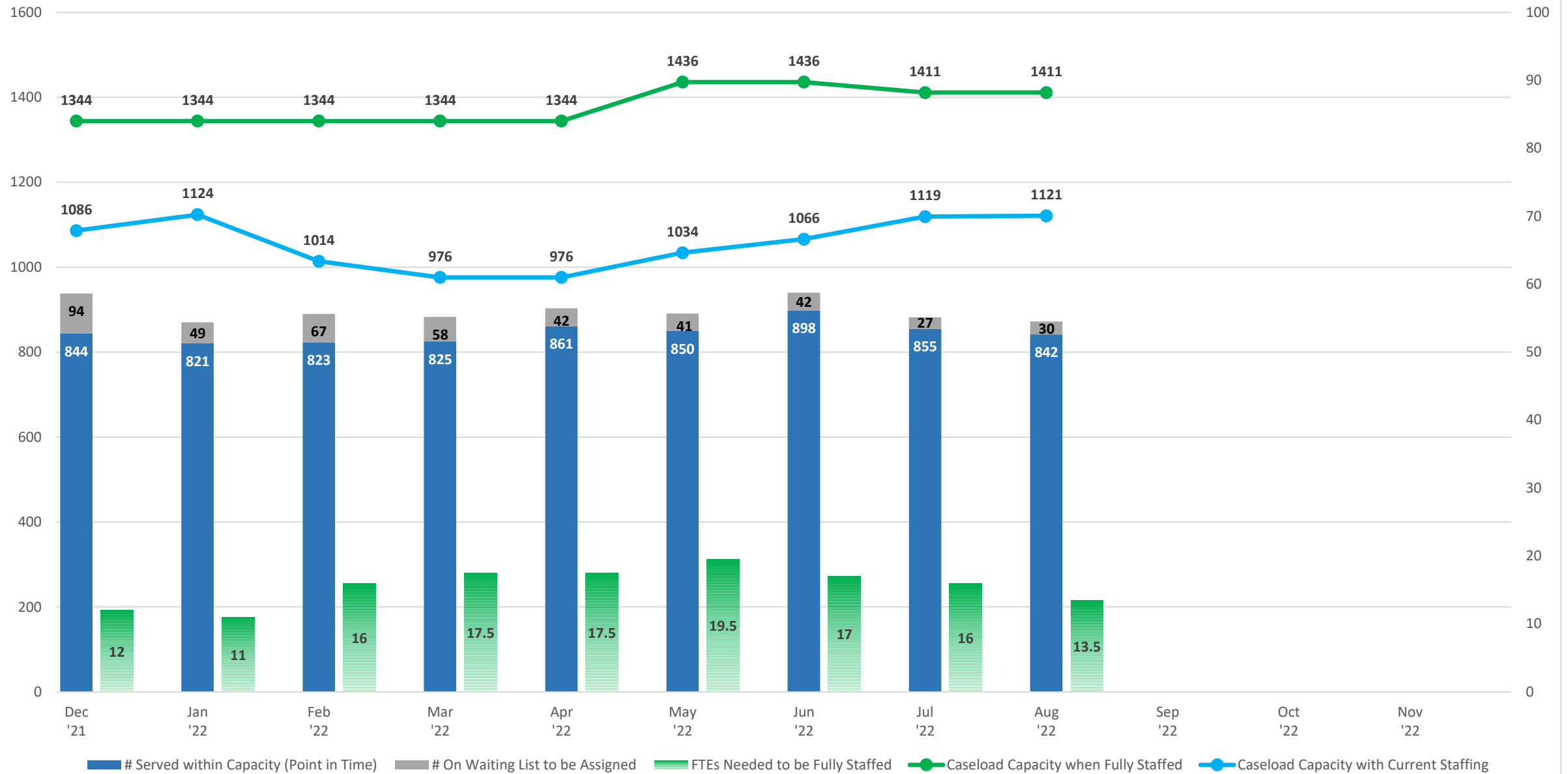
### Support Coordination Service Capacity



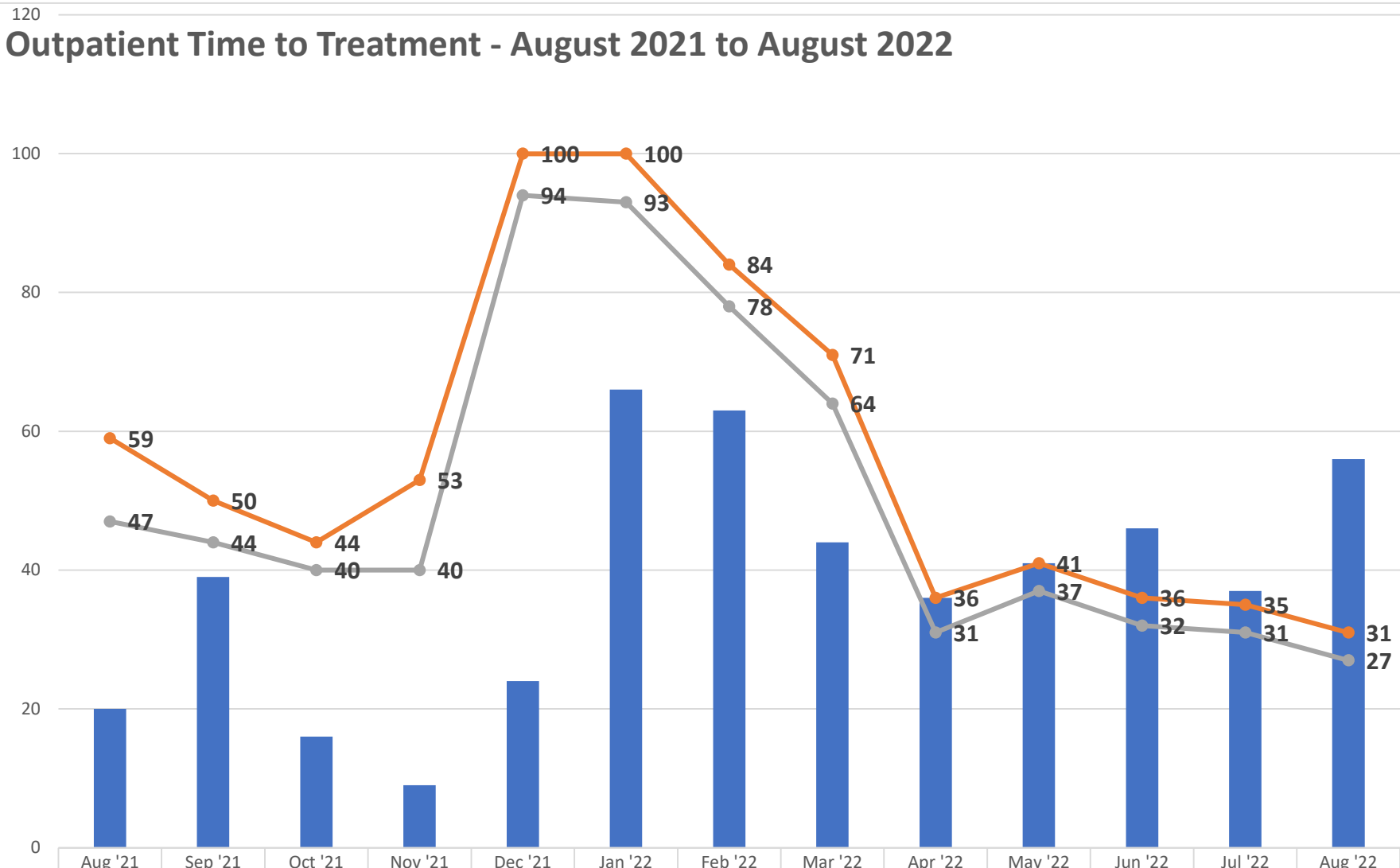
### Adult Behavioral Health Outpatient (BHOP) Service Capacity



### Youth & Family Service Capacity



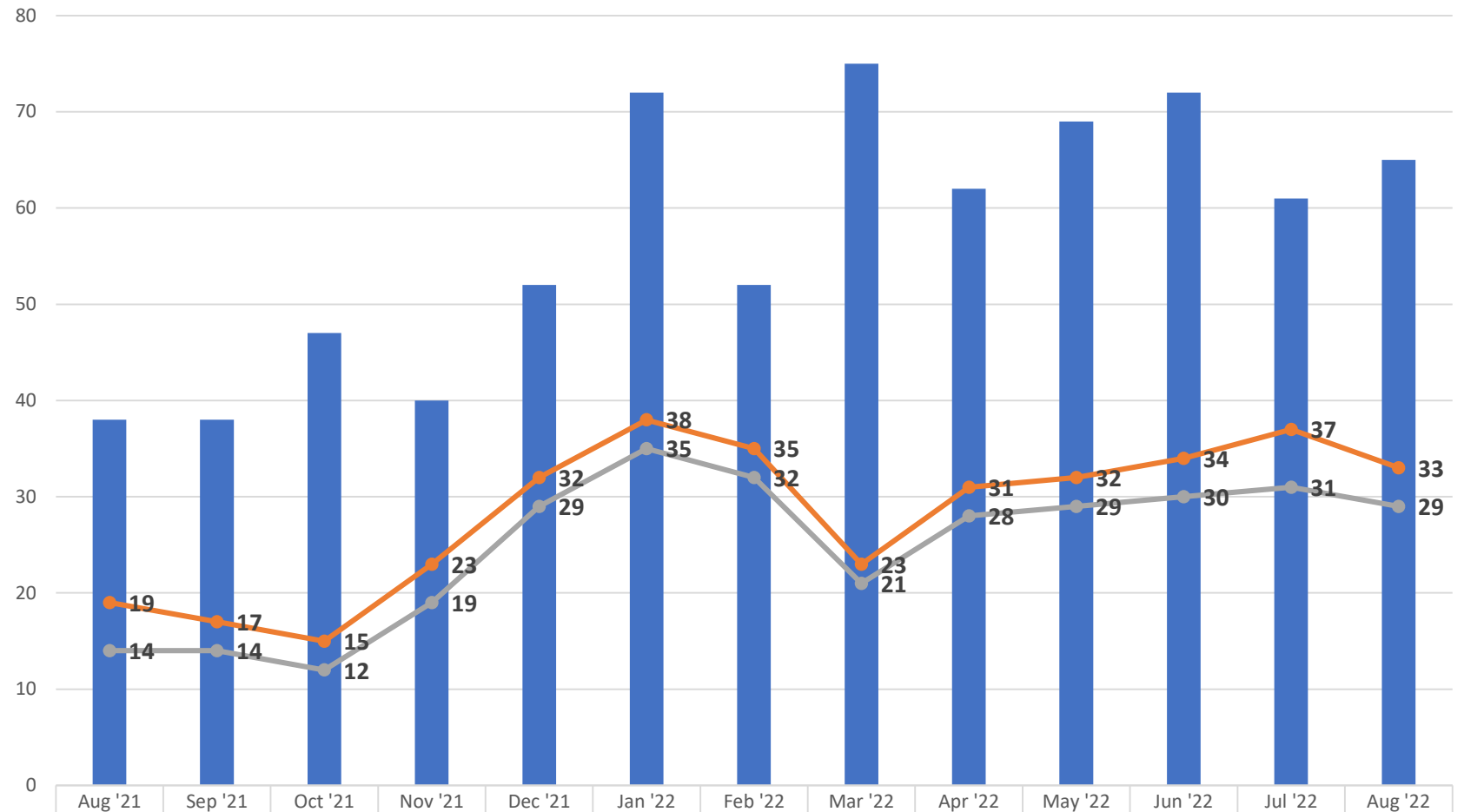
## Adult Outpatient Time to Treatment - August 2021 to August 2022



	Aug '21	Sep '21	Oct '21	Nov '21	Dec '21	Jan '22	Feb '22	Mar '22	Apr '22	May '22	Jun '22	Jul '22	Aug '22
# Adults Who Attended 1st Treatment Appt	20	39	16	9	24	66	63	44	36	41	46	37	56
Average # Days from Assessment to Treatment	59	50	44	53	100	100	84	71	36	41	36	35	31
Average # Days from Assessment to 1st Available / Accepted Appt*	47	44	40	40	94	93	78	64	31	37	32	31	27

\*Average number of days from Assessment to Date of First Available Appointment (if known) OR from Assessment to Date of First Accepted Appointment

## Youth Outpatient Time to Treatment - August 2021 to August 2022

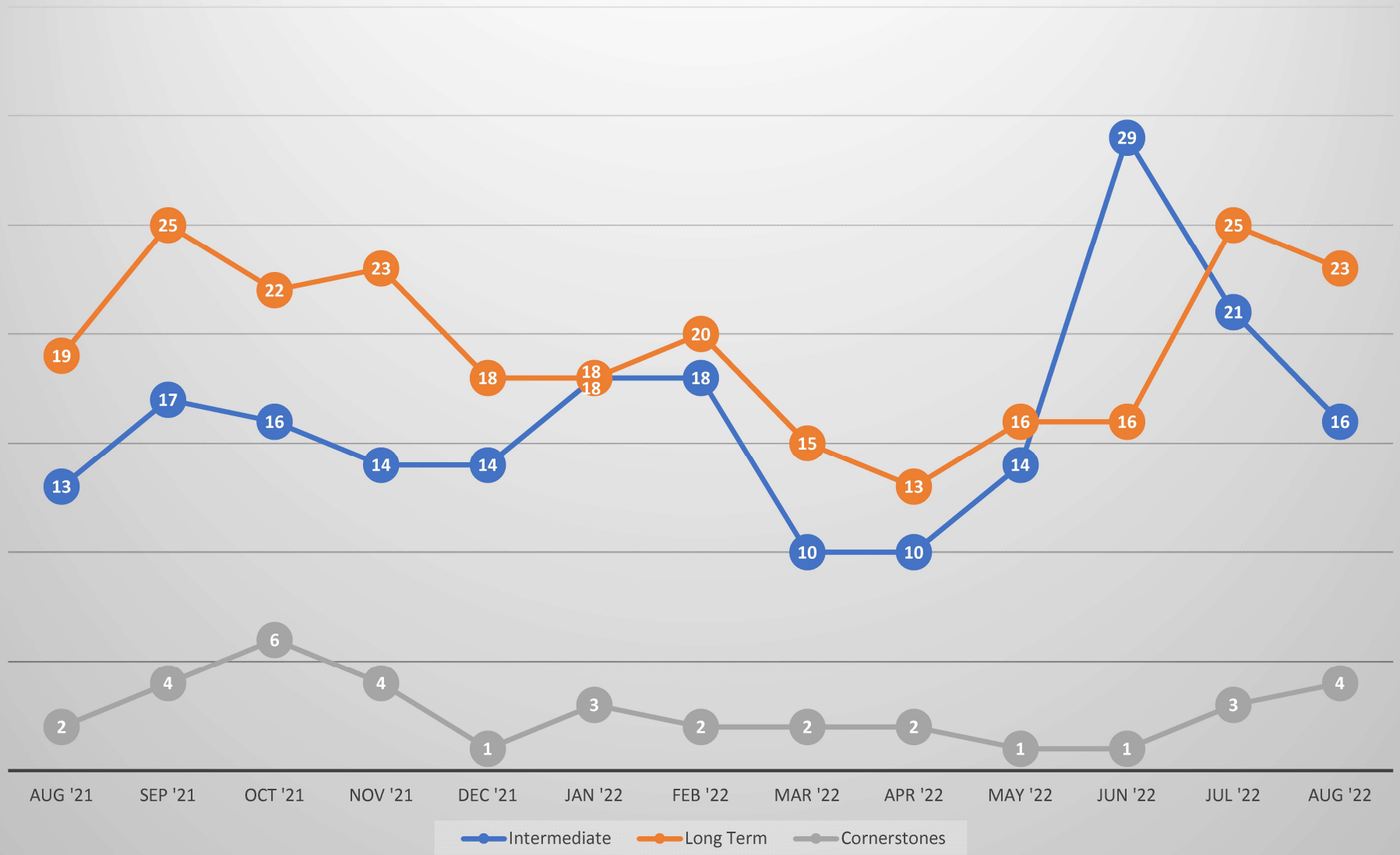


# Youth Who Attended 1st Treatment Appt	38	38	47	40	52	72	52	75	62	69	72	61	65
Average # Days from Assessment to Treatment	19	17	15	23	32	38	35	23	31	32	34	37	33
Average # Days from Assessment to 1st Available / Accepted Appt*	14	14	12	19	29	35	32	21	28	29	30	31	29

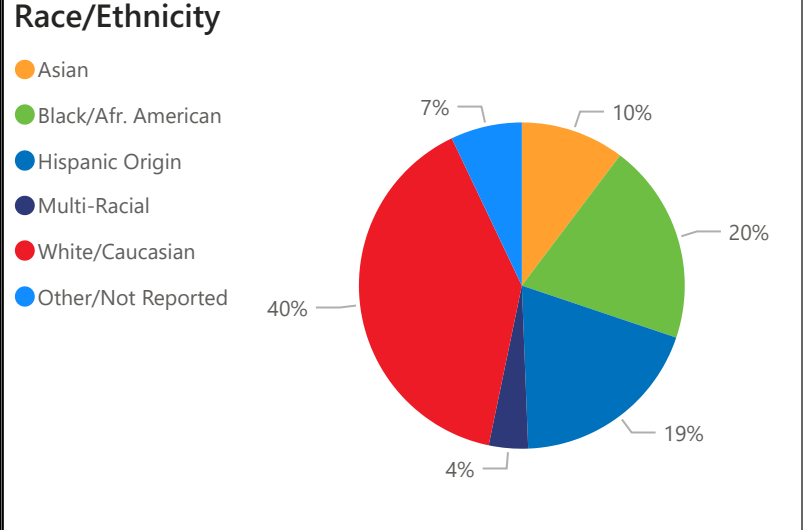
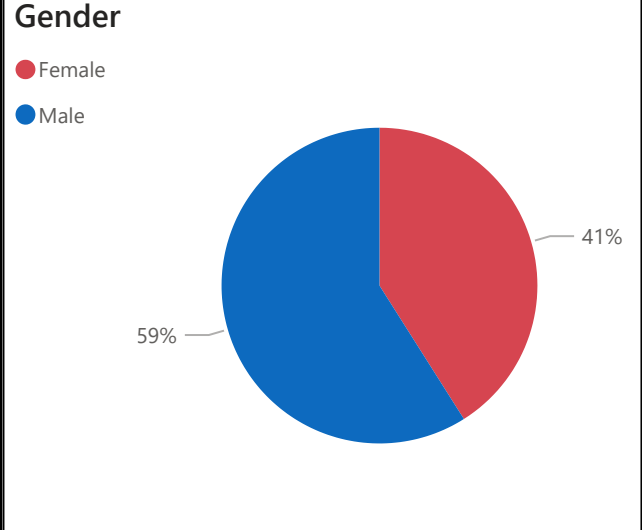
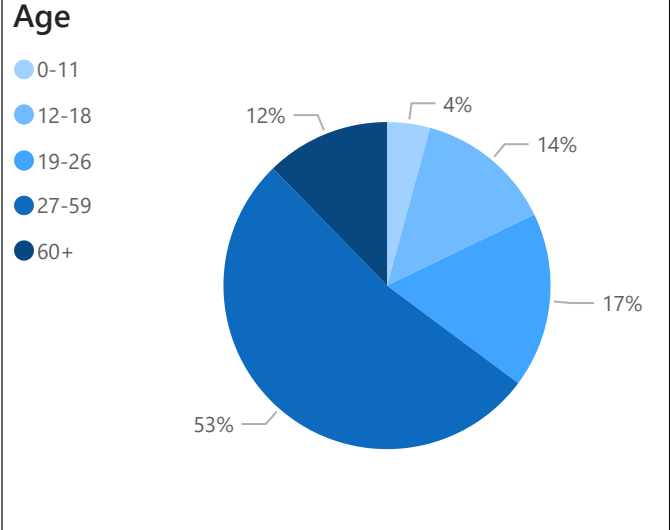
\*Average number of days from Assessment to Date of First Available Appointment (if known) OR from Assessment to Date of First Accepted Appointment



## SUD Residential Waiting List Individuals Waiting by Program Type August 2021 - August 2022

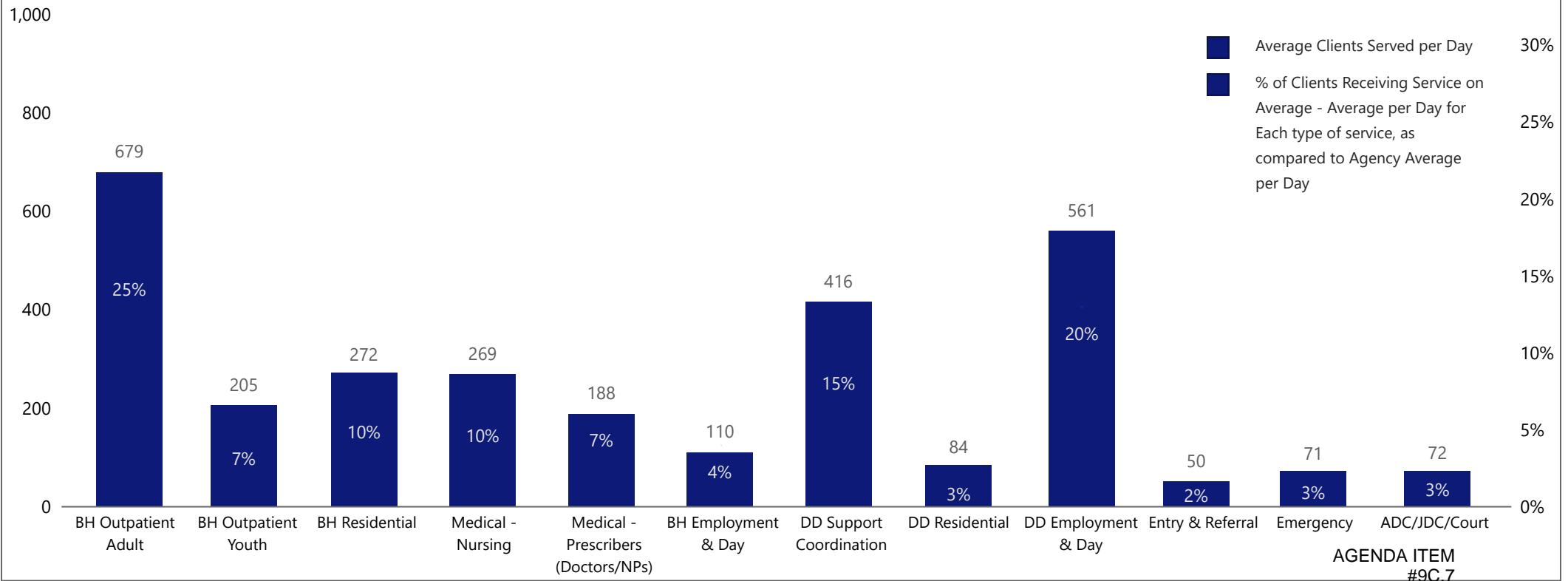


# CSB Status Report



## Average Clients Served per Day by Type of Service - July 2022

Agency Average Served per Day in July 2022 = 2,705





## Individuals Served by Month by Type of Service Jul'21 - Jul'22

Service Area	Jul'21	Aug'21	Sep'21	Oct'21	Nov'21	Dec'21	Jan'22	Feb'22	Mar'22	Apr'22	May'22	Jun'22	Jul'22	Monthly Variance	Yearly Variance	# Served Past 12 Months
All Individuals Served	9,459	9,215	9,126	9,380	8,903	9,023	9,090	9,070	9,635	9,193	9,355	9,349	8,937	▼ -4.4%	▼ -5.5%	22,062
BH Outpatient Adult	3,292	3,317	3,319	3,202	3,118	3,084	3,115	3,047	3,091	3,058	3,052	3,091	3,064	▼ -0.9%	▼ -6.9%	5,139
BH Outpatient Youth	941	880	848	857	852	913	903	911	951	969	1,001	1,020	955	▼ -6.4%	▲ 1.5%	1,987
BH Residential	456	467	461	463	459	449	436	415	463	458	446	428	422	▼ -1.4%	▼ -7.5%	1,387
Medical - Nursing	1,330	1,281	1,236	1,387	1,215	1,206	1,275	1,226	1,380	1,324	1,228	1,359	1,354	▼ -0.4%	▲ 1.8%	3,658
Medical - Prescribers	2,835	2,810	2,755	2,792	2,604	2,625	2,634	2,560	2,897	2,584	2,649	2,786	2,643	▼ -5.1%	▼ -6.8%	6,694
BH Employment & Day	414	390	374	377	396	371	363	361	379	378	350	351	346	▼ -1.4%	▼ -16.4%	697
DD Support Coordination	2,755	2,576	2,503	2,775	2,454	2,559	2,744	2,529	2,751	2,455	2,536	2,629	2,431	▼ -7.5%	▼ -11.8%	5,301
DD Residential	88	88	87	87	85	86	85	85	85	85	85	85	84	▼ -1.2%	▼ -4.5%	89
DD Employment & Day	675	782	837	903	951	926	917	919	1,024	1,040	1,063	980	969	▼ -1.1%	▲ 43.6%	1,262
Entry & Referral (EAR)	549	431	442	546	484	496	517	613	703	648	627	629	568	▼ -9.7%	▲ 3.5%	4,578
EAR Screenings	212	213	199	271	375	335	294	379	420	396	354	380	362	▼ -4.7%	▲ 70.8%	3,597
EAR Assessments	111	137	122	146	131	153	174	165	206	178	177	160	171	▲ 6.9%	▲ 54.1%	1,945
Emergency	907	891	926	938	845	864	791	851	993	885	941	868	824	▼ -5.1%	▼ -9.2%	7,133
ADC/JDC/ Court	441	432	455	483	447	455	461	489	559	546	542	576	555	▼ -3.6%	▲ 25.9%	2,316

\* Monthly variance compares current month to previous month; Yearly variance compares current month to the same month in previous calendar year (Ex: May 2021 compared to May 2020). Number Served Past 12 Months is an unduplicated count of clients served in each area in the 12 months prior to end of the reporting period (ex: June 2021 - May 2021).

## Service Definitions

All	Includes all individuals receiving services from the Community Services Board. Includes services for people of all ages who have mental illness, substance use disorders and/or developmental disabilities.
BH Outpatient Adult	Individuals receiving services from adult outpatient behavioral health programs. Includes the following service areas/programs: Behavioral Health Outpatient (BHOP) - MH Outpatient, MH Case Management, SUD Intensive Outpatient, Turning Point, Partial Hospitalization; Intensive Community Treatment - Intensive Case Management, PACT, Discharge Planning, PATH; Jail Diversion; Medication Assisted Treatment. Includes individuals receiving engagement, monitoring and treatment services.
BH Outpatient Youth	Individuals receiving services from youth behavioral health outpatient programs. Includes the following service areas/programs: Youth & Family Outpatient - MH Outpatient, MH Case Management, SUD Outpatient; Youth & Family Intensive - Wraparound Fairfax, Resource Program, Youth Discharge Planning. Includes individuals receiving assessment, monitoring, and treatment services.
BH Residential	Individuals receiving services from behavioral health residential programs. Includes the following service areas/programs: Supportive Community Residential - directly operated and contracted residential services; SUD Residential Treatment - Crossroads, Cornerstones, A New Beginning, New Generations; Youth Residential - Leland House; Wellness Circle Residential Crisis Stabilization, Fairfax Detoxification.
Medical - Nursing	Individuals receiving Nursing services in an outpatient setting.
Medical - Prescribers	Individuals receiving services from a prescriber (psychiatrist or nurse practitioner). Services are provided in a variety of treatment settings, including outpatient, residential, assessment, and emergency services.
BH Employment & Day	Individuals receiving behavioral health individual or group supported employment services.
DD Support Coordination	Individuals receiving developmental support coordination services. Includes individuals receiving targeted case management, monitoring, and assessment services.
DD Residential	Individuals receiving developmental disability residential services. Includes directly operated group homes and apartments, and locally funded contracted residential placements.
DD Employment & Day	Individuals receiving developmental day support services; individual, group, or sheltered employment services; and self-directed services. Includes both waiver and locally-funded services.
Entry & Referral (EAR)	Individuals receiving behavioral health entry and referral services. Includes Adult & Youth walk-in screening and assessment clinical services, case coordination, and call center referrals.
EAR Screenings	Individuals receiving behavioral health screening services at Entry & Referral.
EAR Assessments	Individuals receiving behavioral health assessment services at Entry & Referral.
ADC/JDC/Court	Individuals receiving CSB jail-based or court services. Includes CSB services provided at the Adult Detention Center, Juvenile Detention Center and adult participants in specialty court dockets (Veterans' Docket, Mental Health Docket, Drug Court).

### Notes:

#### Page 1:

- Demographics – Typically little change in demographics over time. Reflects demographic characteristics of all individuals served in the reporting month.
- Average Clients Served per Day by Type of Service – Compares average served per day in each service area to the agency-wide average number served. Individuals may receive more than one type of service per day and totals may be greater than 100%.

#### Page 2:

- Numbers reported show the unduplicated number of clients served in each service area. Individuals may receive multiple services each month within a service area and may receive more than one type of service each month.
- The Monthly Variance compares the reporting month to the prior month. The Yearly Variance compares the reporting month to the same month in the previous calendar year.
- BH Outpatient Adult – The number of individuals served is trending lower overall as compared to last year due to the impacts of staff vacancies.
- BH Outpatient Youth – This service area typically sees an increase in referrals and individuals served in the late fall that continues throughout the school year and drops off over the summer months.
- Medical – Nursing & Prescribers (Psychiatrists & Nurse Practitioners) serve individuals in a variety of treatment settings. There is regular fluctuation in the number of clients served for Nursing based on the needs of the clients. Prescribers' numbers continue an overall upward trend since late in 2021.
- BH Employment & Day – The number served is trending lower as compared to the prior year. Staff vacancies in the Supported Employment program have limited the program's ability to build capacity along with reduced referrals due to vacancies in other programs. Additionally, the implementation of the Individual Placement and Support model, an evidence-based practice, requires reduced caseload sizes and it is anticipated that numbers may remain lower as compared to previous years.
- BH Residential – The number of individuals served is lower as compared to the previous month and year due to slowed admissions in some SUD residential programs due to covid and staff vacancies.
- DD Support Coordination – There is typically monthly variation based on service plan review cycles. The number of individuals served is lower than in June when there was an increase due to services for individuals with new waiver slots, but is on trend with prior months.
- DD Residential – Includes all individuals served in directly operated residential programs and locally-funded contract placements. The number of individuals served each month is trending lower overall due to reductions in the directly operated group home census and locally funded contract placements through natural attrition. New residential placements through community partners are waiver funded.
- DD Employment & Day – There has been an upward trend in this service area as developmental employment & day programs have been able to reopen from closures that were necessary earlier in the pandemic. There is a temporary decrease over the summer months primarily due to summer break for some self-directed services offered through schools.
- Entry & Referral – There was a slight overall increase in June, with an 8% increase in the number of screenings which is on trend with previous recent months after a reduction in demand in April and May. In Mid-October, Entry & Referral launched a new streamlined screening and assessment process with changes to the triage, screening, and assessment workflows. Direct comparisons cannot be made to prior months.
- Emergency – There is some monthly fluctuation in the demand for Emergency services. All clients who present for services are evaluated by Emergency services staff.
- ADC/JDC/Court – The number of individuals served is trending higher compared to the previous year. The jail census was significantly reduced earlier in the pandemic in response to health and safety issues.

Department of Health and Human Services – Health Resources and Services Administration Community Project Funding/Congressionally Directed Spending - FY 2022

Issue:

Board approval for the Fairfax-Falls Church Community Services Board to accept FY 2022 Congressionally Directed Spending from HRSA.

Recommended Motion:

I move that the Board approve acceptance of \$3,175,000 in FY 2022 Congressionally Directed Spending from HRSA for three CSB projects.

Background:

The grants were reviewed by the Fiscal Committee of the CSB Board, and they are recommending approving the acceptance of the funding for these projects. Board authorization for the Fairfax-Falls Church Community Services Board (CSB) to accept \$3,175,000 in FY 2022 Congressionally Directed Spending. Funding will support three CSB community projects.

The process to receive Federal Congressionally Directed Spending (CDS) is part of the annual federal appropriations process. CSB worked with the County's Government Relations Team to submit three community funding requests to Senators Mark Warner and Tim Kaine and Representatives Gerry Connelly (VA-12), Jennifer Wexton (VA-10), and Rep. Don Beyer (VA-8). These requests were submitted via the House and Senate Appropriations Committee process. The final FY 2022 federal omnibus spending bill (H.R. 2471) passed in March 2022 and included the three CSB projects. The following community projects were funded:

1. Regional Projects Data Warehouse - \$800,000 (requested by Rep. Beyer)
2. LIPOS and DAP Data Collection and Management System Project - \$375,000 (requested by Rep. Wexton)
3. Sharon Bulova Center for Community Health (Merrifield Center) Construction - \$2,000,000 (requested by Rep. Connolly, Sens. Warner and Kaine)

The CDS for CSB's three community projects is appropriated under the Departments of Labor, Health and Human Services, and Education, and Related Agencies bill under the Department of Health and Human Services - Health Resources and Services Administration (HRSA). HRSA is administering this funding through grants. To access the appropriated federal dollars, CSB worked through the HRSA process and submitted three applications. HRSA released the Notice of Awards to CSB in September 2022.

Timing:

Board action is requested on September 28, 2022. CSB has one year to spend funds for the two non-construction projects and three years to spend funds for the construction project. Approval by the Board of Supervisors is expected in October 2022.

Fiscal Impact:

Federal Congressionally Directed Spending of \$3,175,000 will be used for three community projects. No Local Cash Match is required. This grant does not allow for the recovery of indirect costs. This action does not increase the expenditure level in the Federal-State Grant Fund, as funds are held in reserve for unanticipated grant awards in FY 2022.

Enclosed Documents:

Attachment A: Grant Summary

Staff:

Daryl Washington, CSB Executive Director  
Jennifer Aloï, Healthcare Systems Director  
Shwetal Parikh, CSB Systems and Applications Manager  
Sebastian Tezna, Director of Behavioral Health Operations

**FY 2022 Congressionally Directed Spending for CSB****Summary of Projects**

- Grant Title:** Community Project Funding/Congressionally Directed Spending FY 2022
- Funding Agency:** Department of Health and Human Services – Health Resources and Services Administration (HRSA)
- Applicant:** Fairfax-Falls Church Community Services Board (CSB)
- Funding Amount:** Federal funding of \$3,175,000.
- Proposed Use of Funds:** Funding of \$3,175,000 will be used for three CSB community projects:
1. **Regional Projects Data Warehouse:** \$800,000 will be used to fund CSB’s project to create Data Warehouse to allow for all required data to be reported to the state using business intelligence tools in an efficient and timely manner. This is a critically needed business efficiency for access to inpatient behavioral health services for those without insurance or other financial means as well as discharge planning to the community from the local state psychiatric hospital. In the long term, this project will allow for greater interoperability and client continuity of care by sharing data across the five Region 2 CSBs, the state hospital, and vendor-operated regional projects.
  2. **LIPOS and DAP Data Collection and Management System Project:** \$375,000 will be used to fund CSB’s project to modernize the LIPOS and DAP systems and allow authorized CSB users to perform LIPOS and DAP functions. This project will meet program requirements and state-mandated data collection requirements for all of Virginia’s Region 2 CSBs.
  3. **Sharon Bulova Center for Community Health (Merrifield Center) Construction:** \$2,000,000 will be used to fund CSB’s reconstruction project to provide a needed redesign of the space within the Center. The goal of this redesign is to address a gap in our continuum of crisis services by implementing a program to de-escalate individuals’ level of distress and provide an alternative to an emergency department/inpatient/residential level of care.

**Grant Periods:**

1. **Regional Projects Data Warehouse:** August 1, 2022 – July 31, 2023

- 2.** LIPOS and DAP Data Collection and Management System Project:  
September 1, 2022 – August 31, 2023
- 3.** Sharon Bulova Center for Community Health (Merrifield Center)  
Construction: September 1, 2022 – August 31, 2025